



Portfolio Catalog



THE
GRAPHICS GALLERY

AVAILABLE NOW!

Clip art portfolios

for use with the

Graphics Gallery

HP Computer Museum
www.hpmuseum.net

For research and education purposes only.

Table of Contents

Basic Portfolio (Included with Drawing Gallery)

Template Sets	2
Horizontal Borders	2
Vertical Borders	3
Horizontal Fancy Frames	3
Vertical Fancy Frames	3
Corners	4
Designer Alphabet	4
Basic Bullets	5
Markers	5
Typographic Symbols	5
Numerals	5
Shapes	6
Word Balloons	6
Grids	7
Zingers	7
General Illustrations	7
Business Illustrations	8
Pre-Fab Formats	9
HP Hardware	10



Office Activities Portfolio (Part No. 68324 F)

People at the Office	12
Things at the Office	13
Building Blocks at the Office	15
Away from the Office	17
Cartoons	20

Chemical/Petrochemical Portfolio

(Part No. 68325 F)

Chemical Engineering Symbols	24
Petrochemical Symbols	25
Crystal Structures	25
Molecular Structures	26
Mathematical Characters	26
Greek Letters	27

Business Management Portfolio

(Part No. 68326 F)

Business Functions	30
General	35
Maps	36
European Countries	39
European Pictures	41

HP Draw Figures Portfolio (Part No. 68327 F)

Animals	44
Arrows	45
Borders	46
Buildings	46
Cartoons	47
Devices	48
Flowcharts	50
Holidays	51
Letters	51
Logos	52
Maps	52
Office	53
People	54
Plants	56
Polygons	56
Shapes	58
Signs	58
Social	59
Vehicles	60
Weather	61





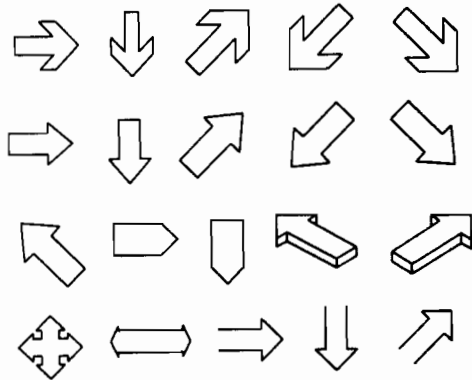
Basic Portfolio

Included with Drawing Gallery

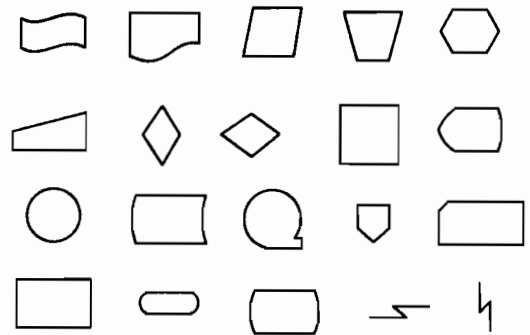
Template Sets

These four pages show all the pictures in each of the Template Sets. When a Template Set is installed in Drawing Gallery, the pictures contained in it can be viewed and selected from the Shape menu. (For details on installing Template Sets, see the *Setting Up* booklet that came with Drawing Gallery. For details on using the Shape menu, see Chapter 3, *Creating Shapes and Lines*.)


Arrows



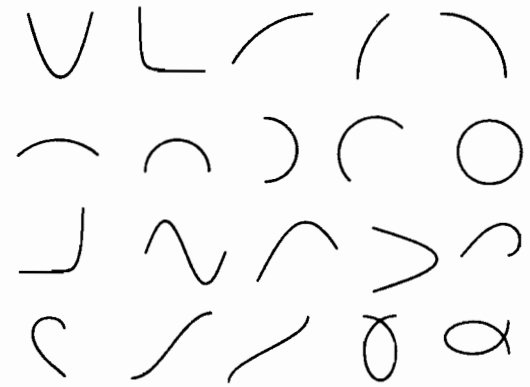
Flowchart Shapes



Basic Shapes



Curves




Horizontal Borders

Horizontal Borders can be used on horizontal pictures to create a more finished look by surrounding the entire picture.


Do not try to change the orientation of a border, frame, or set of corners by stretching or shrinking—the proportions of the lines and of the design will be altered, and the effect is usually not good-looking.



P1bor01H



P1bor02H




P1bor05H



P1bor06H



P1bor09H



P1bor03H



P1bor04H



P1bor07H



P1bor08H

Vertical Borders


Vertical Borders can be used on vertical pictures to create a more finished look by surrounding the entire picture.




P1bor01V




P1bor02V




P1bor05V




P1bor06V



P1bor07V




P1bor03V



P1bor04V




P1bor08V



P1bor09V

Horizontal Fancy Frames

Horizontal Fancy Frames can be used when you need something fancier than a horizontal border to surround a picture.



P1frm01H



P1frm02H



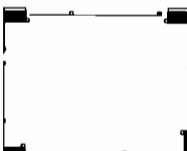
P1frm05H



P1frm06H



P1frm09H



P1frm03H



P1frm04H



P1frm07H




P1frm08H



P1frm10H

Vertical Fancy Frames

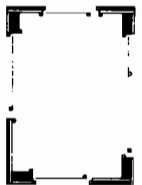
Vertical Fancy Frames can be used when you need something fancier than a vertical border to surround a picture.



P1frm01V




P1frm02V



P1frm03V



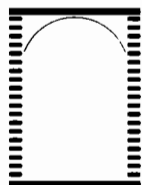
P1frm07V




P1frm08V



P1frm09V




P1frm13V




P1frm04V




P1frm05V



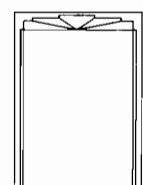
P1frm06V



P1frm10V



P1frm11V

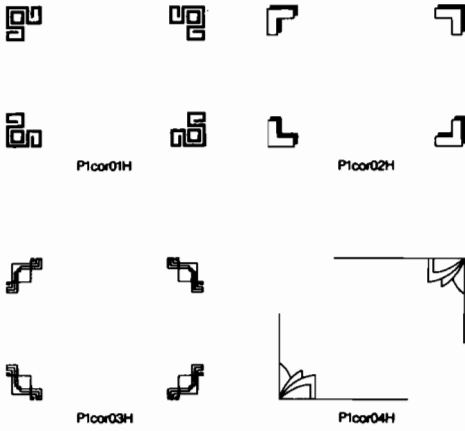


P1frm12V

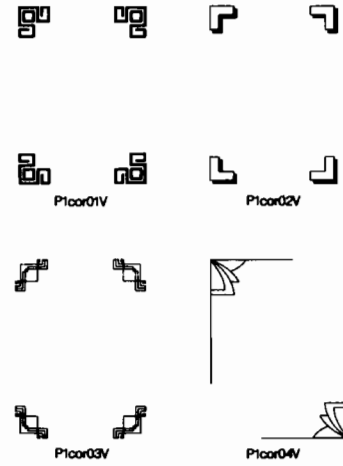
Corners

Use Corners when you need to unify a horizontal picture without totally enclosing it. Corners add a subtle finishing touch to a whole picture, or gently set off a smaller area of the picture.

Horizontal




Vertical



Designer Alphabet

To enhance your drawings and presentations, you can use these letters as initial caps or illuminated letters at the beginning of a paragraph, or as small or large decorative letters.




Basic Bullets

Use bullets to flag items in a list, or to single out particular items in the text.



P1bul01



P1bul02



P1bul03



P1bul07



P1bul08



P1bul09



P1bul04



P1bul05



P1bul06



P1bul10



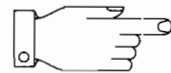
P1bul11

Markers

Use markers when you want to use a bulleted format, but need a more pictorial impact.



P1mkr01



P1mkr02



P1mkr03

P1mkr04



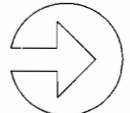
P1mkr09



P1mkr10



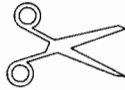
P1mkr11



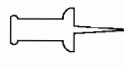
P1mkr12



P1mkr05



P1mkr06



P1mkr07



P1mkr08



P1mkr13



P1mkr14



P1mkr15

Typographic Symbols

Use Typographic Symbols to show copyright, registered trademarks, and for footnotes.



P1typ01



P1typ02



P1typ03



P1typ04



P1typ05

Numerals

Use Numerals for numbered lists, and anywhere you need to show numbers in a distinctive type style.



P1num00



P1num01



P1num02



P1num03



P1num04



P1num05



P1num06



P1num07



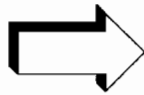
P1num08



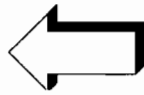
P1num09

Shapes


Use Shapes to enhance, frame, or contain words that need special emphasis.



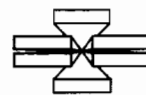
P1shap01



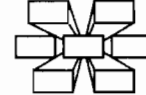
P1shap02



P1shap03




P1shap11



P1shap12



P1shap13



P1shap04



P1shap05



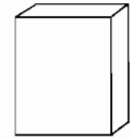
P1shap06



P1shap14



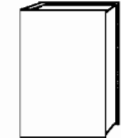
P1shap15



P1shap07



P1shap08



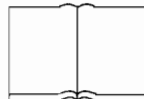
P1shap09




P1shap16



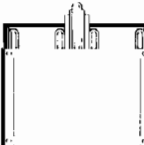
P1shap17



P1shap10



P1shap24



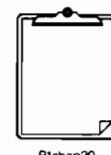
P1shap25



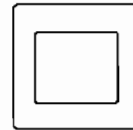
P1shap18



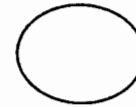
P1shap19



P1shap20



P1shap21



P1shap22



P1shap23

Word Balloons

Use Word Balloons to indicate the spoken words or thoughts of your subjects.



P1word01



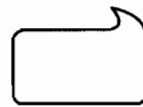
P1word02



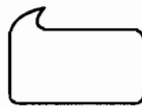
P1word03



P1word04



P1word05



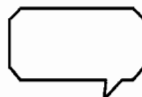
P1word06



P1word07



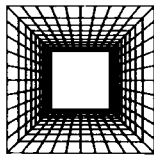
P1word08



P1word09

Grids


Use Grids to enhance, frame, or contain words that need a special impact.




P1grid01



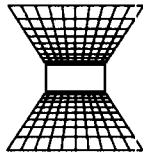
P1grid02




P1grid06



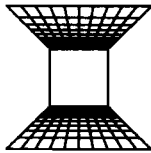
P1grid07



P1grid03




P1grid08



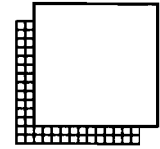
P1grid04



P1grid05



P1grid09



P1grid10

Zingers

Use Zingers to add zing and liven up your communications.



P1zing01



P1zing02



P1zing03



P1zing04




P1zing05



P1zing06

General Illustrations

Use General Illustrations in large sizes as illustrations, and in small sizes as icons. Change line thickness and pattern, texture and color to customize pictures to suit your different needs.



P1ilko01



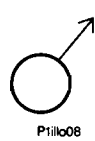
P1ilko02



P1ilko06



P1ilko07



P1ilko08



P1ilko03



P1ilko11



P1ilko12



P1ilko09



P1ilko10




P1ilko04



P1ilko05



P1ilko13




P1ilko14



P1ilko15



P1ilko16



P1ilko17



P1ilko18


Business Illustrations

The illustrations on these four pages represent eight areas of business and industry—administrative support, facilities management, manufacturing, marketing, personnel, quality assurance, research and development, and sales. Use them to strengthen your presentations in those subject areas, as well as in anything else where they help communicate your message.

Administrative Support



P1adm01



P1adm02



P1adm03



P1adm04

Facilities Management



P1fac01



P1fac02

Manufacturing




P1mfg01



P1mfg02



P1mfg03



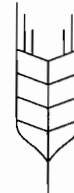
P1mfg04



P1mfg05



P1mfg06



P1mfg07

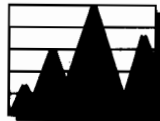


P1mfg08

Marketing



P1mktg01



P1mktg02



P1mktg03

Research and Development



P1rnd01



P1rnd02



P1rnd03

Personnel



P1per01



P1per02

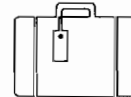


P1per03

Sales



P1sls01



P1sls02



P1sls03

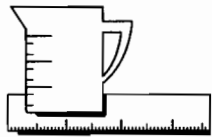


P1sls04

Quality Assurance



P1qual01



P1qual02



P1sls05



P1sls06

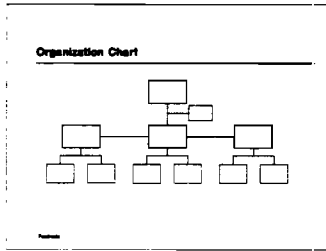


P1sls07


Pre-Fab Formats

Use Pre-Fab Formats to quickly and easily create charts, calendars, schedules, and other forms; text slides, agendas; and announcements. No need to start from scratch!

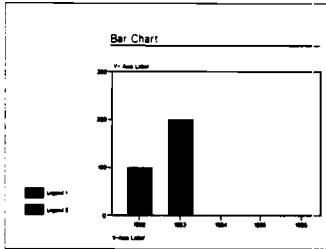
Charts




P1chr01



P1chr03



P1chr02



P1chr04



Forms

Things to do Today

P1form01

FORM TITLE

P1form03

MONTH YEAR

SUN	MON	TUE	WED	THU	FR	SAT
1	2	3	4	5	6	7
8	9	10	11	12	13	14
15	16	17	18	19	20	21
22	23	24	25	26	27	28
29	30	31				

P1form02

MEETING AGENDA

P1form06

FORM TITLE

P1form04

FORM TITLE

P1form05

Text Slides

Sample Text Slide

- Choose a text size that is legible.
- Use uppercase and lowercase letters.
- Use no more than three text sizes per slide.

P1text01

Announcement

Place

Date

Time

P1text04

ANNOUNCEMENT

Place

Date

Time

P1text05

Good Graphics Can:

- Emphasize relationships.
- Create interest.
- Uncover hidden facts.

P1text02

ANNOUNCING

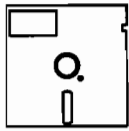
Place

Date

Time

P1text03

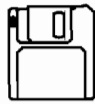
HP Hardware



P1hdwr01
5 1/4" Floppy Disc



P1hdwr02
HP Vectra Personal Computer



P1hdwr03
3 1/2" Floppy Disc




P1hdwr06
HP Portable Computer



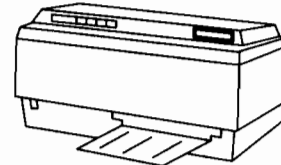
P1hdwr07
HP ThinkJet Printer



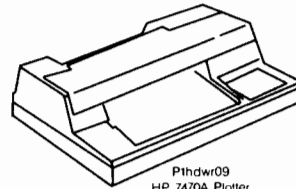
P1hdwr04
HP Touchscreen Personal Computer



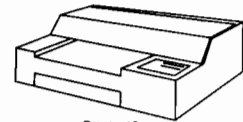
P1hdwr05
HP Integral PC



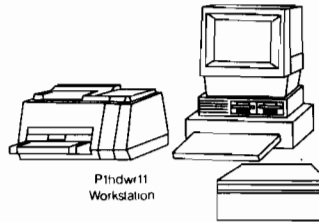
P1hdwr08
HP LaserJet Printer



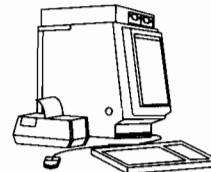
P1hdwr09
HP 7470A Plotter




P1hdwr10
HP 7550A Plotter



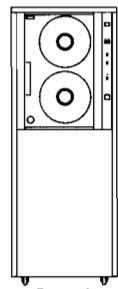
P1hdwr11
Workstation



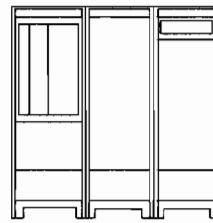
P1hdwr12
HP Touchscreen II
Personal Computer



P1hdwr14
Terminal



P1hdwr13
System Tape Drive



P1hdwr15
HP 3000 Business Computer



Office Activities Portfolio

Part No. 68324 F

People at the Office

The pictures in this section of the catalog are grouped into two parts: people and their activities, and workers and their occupations.

People You can use these pictures of people to represent various activities and moods in your Drawing Gallery compositions.



P3peo01



P3peo02



P3peo03



P3peo13



P3peo14



P3peo15



P3peo04



P3peo05



P3peo06



P3peo16



P3peo17



P3peo18



P3peo07



P3peo08



P3peo09



P3peo19



P3peo20



P3peo10



P3peo11



P3peo12

Workers These pictures represent specific occupations.



P3work01
Artist



P3work02
Fireman



P3work03
Mailman



P3work07
Secretary



P3work08
Businessman



P3work09
Businesswoman



P3work04
Police Officer



P3work05
Nurse



P3work06
Surgeon



P3work10
Waiter



P3work11
Chef



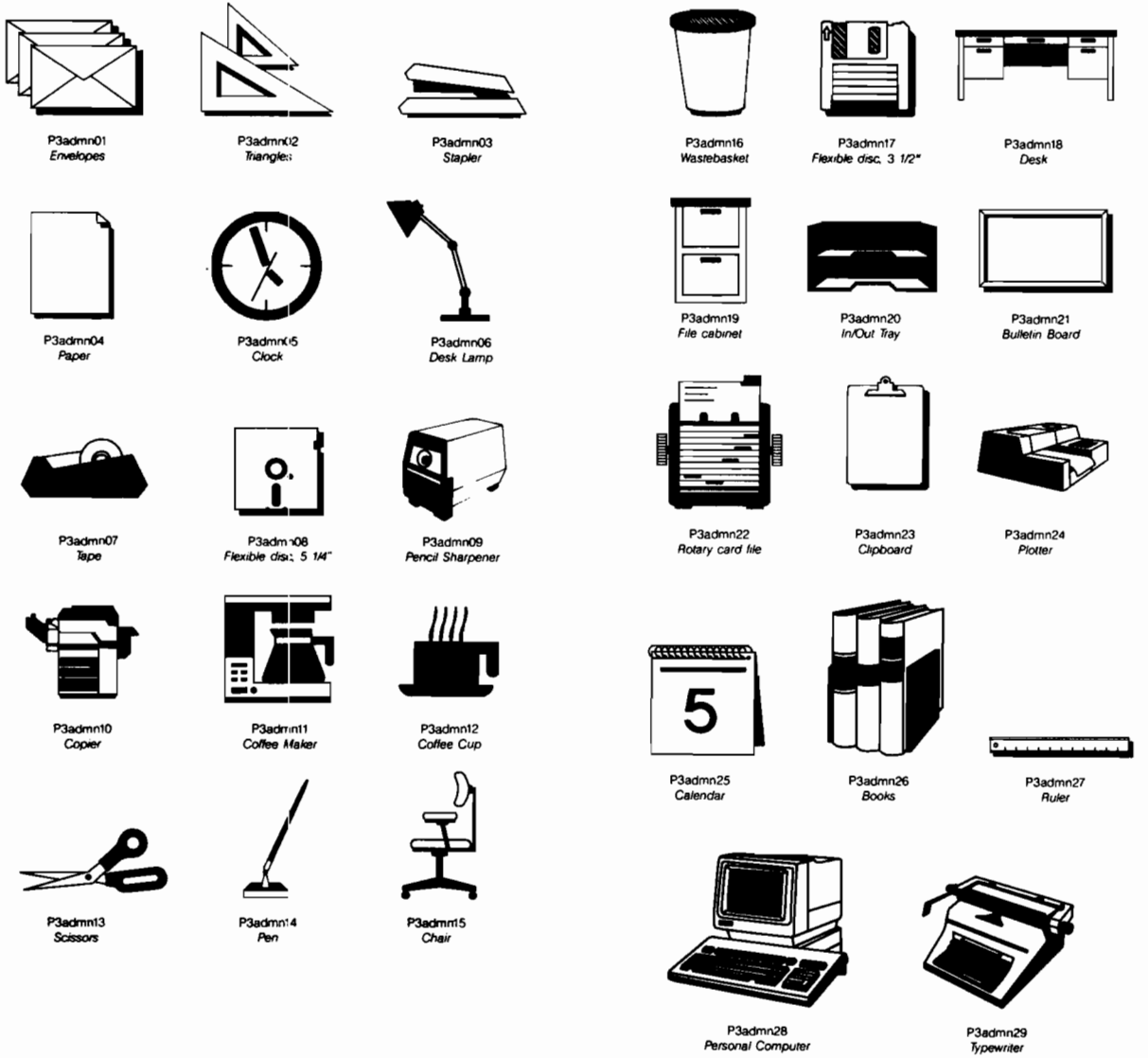
P3work12
Draftsman

Things at the Office

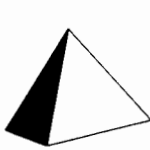
In this section of the catalog there are four groupings: office equipment, buildings, transportation, and space.

Office Equipment

You can use these pictures to show common objects around the office or to represent administrative office functions.



Buildings Here are some pictures of buildings, as well as more unusual structures, to incorporate in your drawings.



P3bldg01
Pyramid



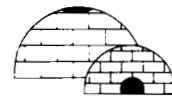
P3bldg02
Eiffel Tower



P3bldg03
Cooling Towers



P3bldg09
Gasoline Pumps



P3bldg10
Igloos



P3bldg04
Washington Monument



P3bldg05
Capitol



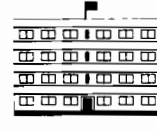
P3bldg06
Big Ben



P3bldg11
Tepee



P3bldg12
Convenience Store



P3bldg13
School



P3bldg07
Statue of Liberty



P3bldg08
Movie Theater



P3bldg14
Empire State Building



P3bldg15
Cafe



P3bldg16
Castle

Transportation These pictures show a few ways of getting from here to there.



P3tran01
Fighter Plane



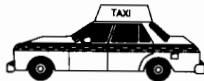
P3tran02
Airliner




P3tran07
Sports Car



P3tran08
Bullet Train



P3tran03
TaxiCab



P3tran04
Cable Car



P3tran09
Monorail



P3tran10
Helicopter



P3tran05
Bus



P3tran06
Limousine

Space Whether you're planning space exploration from the office or orbiting an idea, these pictures will come in handy.



P3spac01
Robot



P3spac02
Lunar Lander



P3spac03
Flying Saucer



P3spac04
Starship 1

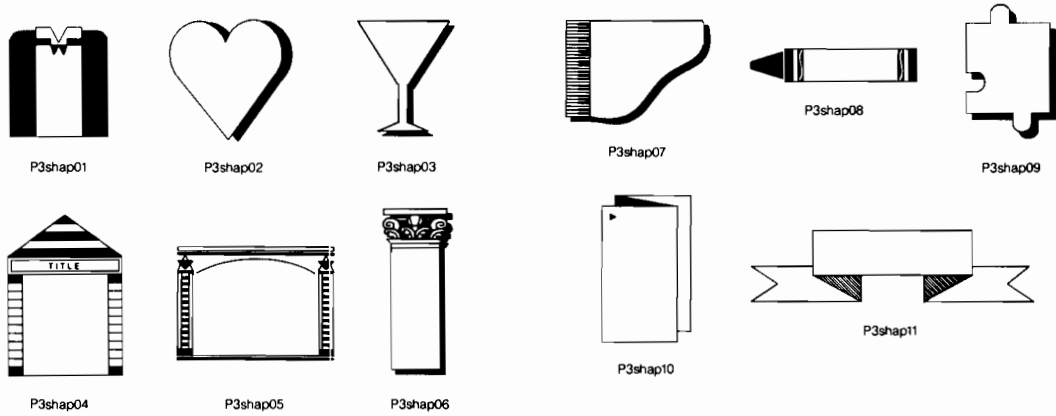


P3spac05
Starship 2

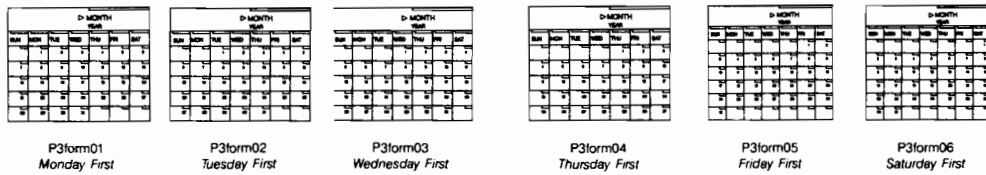
Building Blocks at the Office

This section contains some tools that will help you create more useful presentation graphics: some shapes to put messages in, blank calendar forms, office signs, two text fonts, and a set of templates for laying out the design of an office.

Shapes Whether it's an invitation or congratulations, your message looks better when you write it inside one of these shapes.



Calendars These six blank forms are useful for setting up your own calendars. Each shows one month, beginning on different days of the week, Monday through Saturday. If you want a calendar with Sunday first, use picture P1form02 in the Basic Portfolio that came with Drawing Gallery.

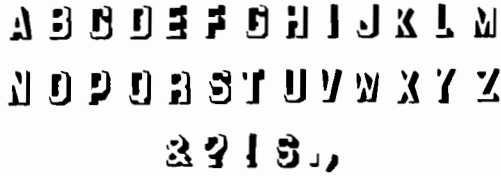


Signs Here are some signs and symbols to mark various areas around the office.



Letters

This picture contains a whole alphabet of shadow letters and some punctuation marks. You can move, enlarge, and stretch the ones you want to use.

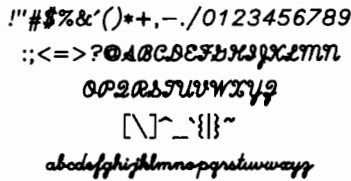


P3letts

Fonts

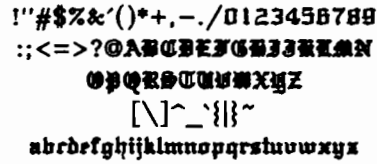
There are two additional text fonts for use with Drawing Gallery available with the Office Activities Portfolio, Script and Gothic. Copy the font files—font11.fnt for Script and font13.fnt for Gothic—to the Drawing Gallery work disc containing your other font files, as explained in the *Setting Up* booklet. Then when you choose *Reread Fonts* in the fonts area of the Text menu, Script and Gothic will be available to you along with the other Drawing Gallery fonts.

This is an example of the Script font.



Script

This is an example of the Gothic font.

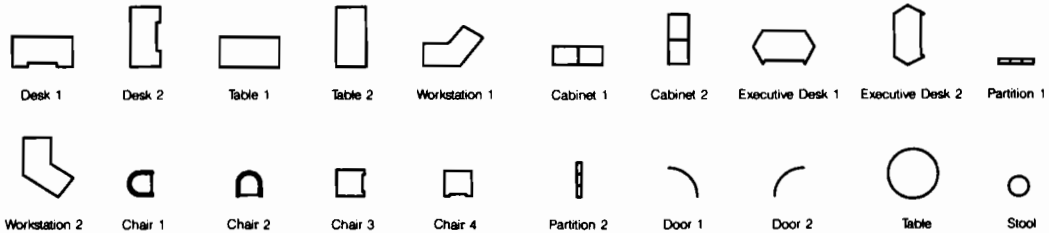


Gothic

Office-Layout Template Set

Another tool you have with this Portfolio is a set of templates for laying out an office. Copy the template file—newfloor.tpt—to the Drawing Gallery work disc containing your other templates, as explained in the *Setting Up* booklet. Then you can select these designs from the Shape menu along with the other template sets.

These templates are created to scale: each partition, for example, represents three feet of length. Consequently, you will not want to stretch or shrink them. And if you do want to enlarge or reduce them, place all the shapes you will use on the drawing board; then enlarge or reduce them together.



Away from the Office

In this section are pictures for the time you spend away from the office. They are arranged in groups for holidays and special days, seasons and weather, recreation, sports, plants, and animals.

Holidays and Special Days

You can use these pictures to make cards and flyers celebrating national and religious holidays as well as other special days.



P3days01
Presidents' Day



P3days02
Hanukkah



P3days03
Labor Day



P3days07
Birthday



P3days08
Party Time



P3days09
Retirement



P3days04
Father's Day



P3days05
Baby Shower



P3days06
Easter



P3days10
New Year's



P3days11
Thank Goodness It's Friday



P3days12
Valentine's Day



P3days16
Anniversary with Company



P3days17
Christmas



P3days18
Thanksgiving



P3days13
Memorial Day



P3days14
Halloween



P3days15
Wedding



P3days19
Fourth of July



P3days20
Passover



P3days21
Veterans Day



P3days22
Mother's Day

Seasons and Weather

Use these pictures to show the time of year or the state of the weather. They will brighten up your Drawing Gallery compositions.



P3seas01
Autumn



P3seas02
Winter



P3seas03
Spring



P3seas07
Thunderstorm



P3seas08
Rain



P3seas09
Cloud



P3seas04
Summer



P3seas05
Crescent Moon



P3seas06
Snowflake



P3seas10
Rainbow



P3seas11
Rainbow with Sunshine

Recreation

You can use these pictures to make a poster or an invitation, to represent activities away from your desk.



P3rec01
Beer Mug



P3rec02
Ping Pong



P3rec03
Roller Skating



P3rec10
Dancing



P3rec11
Band



P3rec12
Horseback Riding



P3rec04
Kite



P3rec05
Hot Dog



P3rec06
Hamburger



P3rec13
Fishing



P3rec14
Picnic



P3rec15
Wine Tasting



P3rec07
Place Setting



P3rec08
Salt and Pepper



P3rec09
Hiking



P3rec16
Ice Cream Cone

Sports

Here are some pictures of players and equipment of various sports and games.



P3sprt01
Golf



P3sprt02
Football



P3sprt03
Skiing



P3sprt10
Track and Field



P3sprt11
Gymnastics



P3sprt12
Swimming



P3sprt04
Baseball



P3sprt05
Tennis



P3sprt06
Sailing



P3sprt13
Hockey



P3sprt14
Cycling



P3sprt15
Boxing



P3sprt07
Bowling



P3sprt06
Basketball



P3sprt09
Baseball



P3sprt18
Soccer



P3sprt17
Downhill Skiing



P3sprt18
Figure Skating



P3sprt19
Ski Touring

Plants You can use these pictures of plants to add some greenery to your drawing board.



P3pint01
Cactus



P3pint02
Hanging Plant



P3pint03
Flower Vase



P3pint04
Palm Tree



P3pint05
Rose Bush

Animals These pictures give you a zoo full of possibilities for your own gallery of drawings.



P3anim01
Rabbit



P3anim02
Penguin



P3anim03
Ostrich



P3anim09
Flamingo



P3anim10
Panda



P3anim11
Monkey



P3anim04
Cow



P3anim05
Dog



P3anim06
Seal



P3anim12
Bee



P3anim13
Fish



P3anim14
Parrot



P3anim07
Lion



P3anim08
Whale



P3anim15
Mouse



P3anim16
Butterfly



P3anim17
Cat



P3anim18
Elephant



P3anim19
Horse



P3anim20
Beaver



P3anim21
Pig

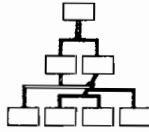
Cartoons

With these cartoons, you can add a lighter touch to your creative drawings.

9 to 5 During office hours...



P3cart01
Hacker

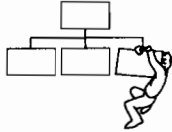


P3cart02
Boss



P3cart06
Teddy

P3cart07
Doctor



P3cart04
Hang on



P3cart05
Fatigue



P3cart08
In a Hurry



P3cart09
Waitress

5 to 9 During other hours...



P3cart10
Brewtime



P3cart11
Diver



P3cart12
Cook



P3cart13
Smile

Familiar Faces You will recognize...



P3cart14
Charlie



P3cart15
W.C. Fields



P3cart16
Greta



P3cart20
Alfred



P3cart17
Bogie



P3cart18
Bech



P3cart19
George



P3cart21
Abe

Facial Expressions To coin an expression...



P3cart22
Glee



P3cart23
Bitter



P3cart24
jealous



P3cart25
Meanie



P3cart30
Amused



P3cart31
Grump



P3cart32
Crying



P3cart26
Innocent



P3cart27
Laughter



P3cart28
Rage



P3cart29
Bullish

Heads Fill in the blanks...




P3cart33



P3cart34



P3cart35



P3cart36

Hands Counting on you...



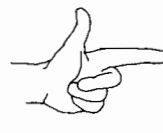
P3cart37
One Finger



P3cart38
Two Fingers



P3cart39
Three Fingers



P3cart42
Pointing Finger



P3cart43
Stop



P3cart44
Press



P3cart40
Four Fingers



P3cart41
Five Fingers



P3cart45
With Wineglass



P3cart46
OK

Art and Music Create Opus 1...



P3cart47
Artiste



P3cart48
Conductor



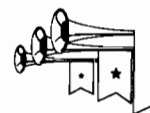
P3cart49
Jazzman



P3cart50
Singers



P3cart51
Fiddler



P3cart52
Fanfare

Potpourri Mix into your drawing and stir gently...



P3cart53
Cat-in-the-box



P3cart54
Cool Cat



P3cart55
Eye



P3cart56
Handful

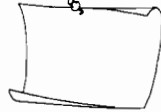


P3cart57
Bottle


Notices Your message goes here...



P3cart58
Clip



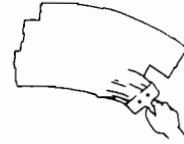
P3cart59
Sign



P3cart60
Easel



P3cart61
Picket



P3cart62
Latex

Signs And happy portents...




P3cart63
Memo




P3cart64
Party



P3cart66
Bon Voyage



P3cart67
To and From



P3cart65
Moving

That's All, Folks!

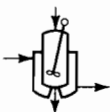



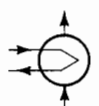



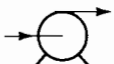
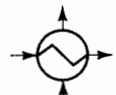
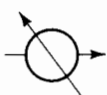


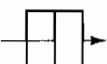
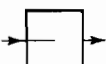


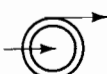

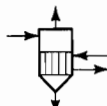
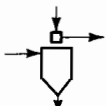
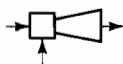

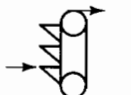

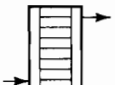
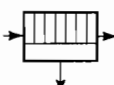

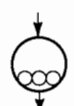

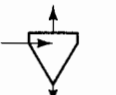
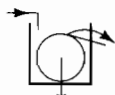
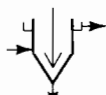







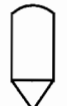

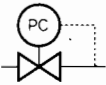

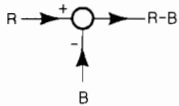


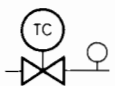
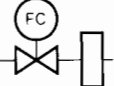
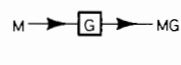
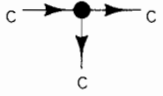


Chemical/ Petrochemical Portfolio

Part No. 68325 F

Chemical Engineering Symbols

You can use these pictures to represent equipment and functions in chemical engineering drawings.

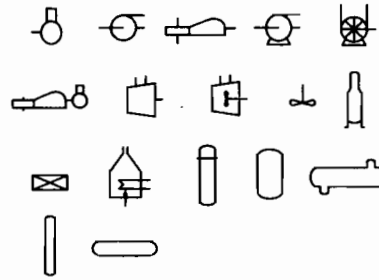
 P4eng01 Jacketed Reactor, Stirred	 P4eng02 Nuclear Reactor	 P4eng07 Fixed Bed Reactor	 P4eng08 Fluidized Bed Reactor	 P4eng13 Reboiler 1	 P4eng14 Reboiler 2
 P4eng03 Packed Column	 P4eng04 Plate Column	 P4eng09 Autoclave	 P4eng10 Centrifugal Pump	 P4eng15 Heat Exchanger	 P4eng16 Water Cooler
 P4eng05 Sectioned Column	 P4eng06 Disk and Donut Column	 P4eng11 Reciprocating Pump 1	 P4eng12 Reciprocating Pump 2	 P4eng17 Cooling Tower	 P4eng18 Spray Dryer
 P4eng19 Blower, Fan	 P4eng20 Belt Conveyor, Shaker	 P4eng25 Single-effect Evaporator	 P4eng26 Barometric Condenser	 P4eng31 Jet Mixer, Ejector	 P4eng32 Mixer
 P4eng21 Bucket Conveyor	 P4eng22 Screen Feeder	 P4eng27 Electrical Precipitator	 P4eng28 Plate and Frame Filter	 P4eng33 Screener	 P4eng34 Ball Mill
 P4eng23 Centrifuge	 P4eng24 Cyclone Separator	 P4eng29 Rotary Vacuum Filter	 P4eng30 Thickener	 P4eng35 Roller Crusher	 P4eng36 Jacketed Vessel
 P4eng37 Rotary Drum Dryer, Kilm	 P4eng38 Rotary Film Dryer, Flake	 P4eng43 Temperature	 P4eng44 Pressure		
 P4eng39 Pressure Storage Tank	 P4eng40 Bulk Storage Tank	 P4eng45 All Control Valves	 P4eng46 Pressure Controller	 P4eng49 Level Controller	 P4eng50 Summation Point
 P4eng41 Gas Holder Storage Tank	 P4eng42 Gas Flow	 P4eng47 Temperature Controller	 P4eng48 Flow Controller	 P4eng51 Operational Block	 P4eng52 Take-off Point

Petrochemical Symbols

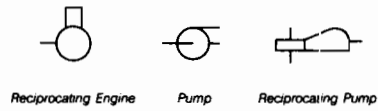
This category contains various petrochemical symbols. It is available in two forms: as a single picture and as a template set.

If you want to use it as a single picture, get the picture (P4petro.gal) or add it to an existing picture on the drawing board. Then move or copy the symbols you want to use and delete the unneeded symbols.

If you want to use it as a template set, copy the template file—petro.tpt—from the \template subdirectory to your Drawing Gallery work disc. Then you can select these symbols from the Shape menu along with the other template sets. Do not place more than eight template sets (including the original basic.tpt) on your Drawing Gallery work disc at one time.



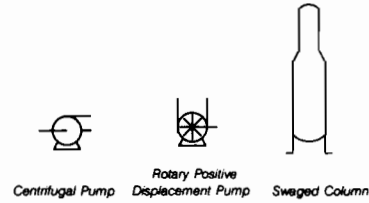
Petro.tpt



Reciprocating Engine

Pump

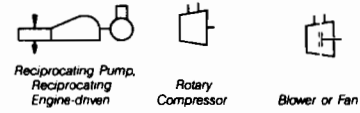
Reciprocating Pump



Centrifugal Pump

Rotary Positive Displacement Pump

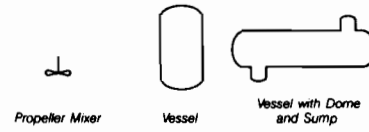
Swaged Column



Reciprocating Pump, Reciprocating Engine-driven

Rotary Compressor

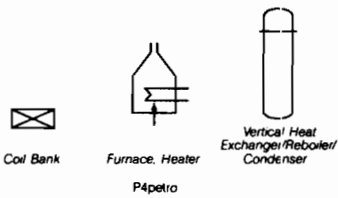
Blower or Fan



Propeller Mixer

Vessel

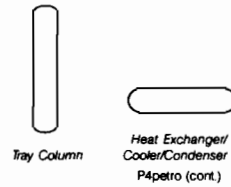
Vessel with Dome and Sump



Coil Bank

Furnace, Heater

Vertical Heat Exchanger/Reboiler/Condenser

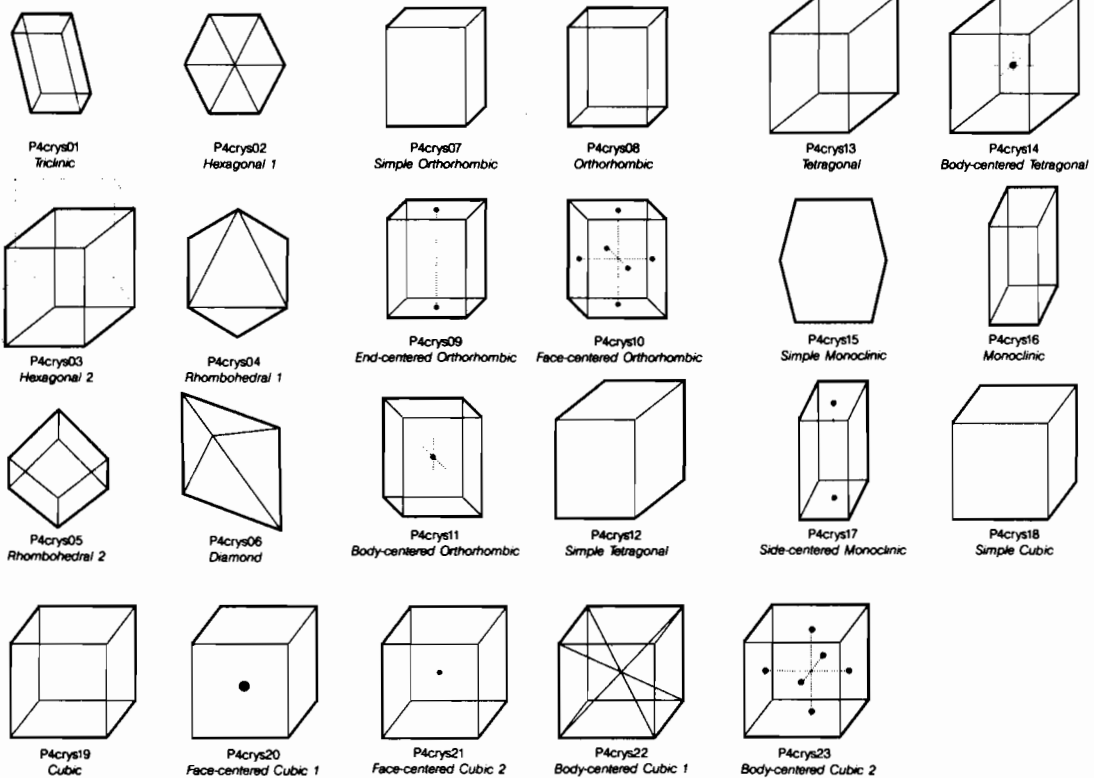


Tray Column

Heat Exchanger/Cooler/Condenser

P4petro (cont.)

Crystal Structures

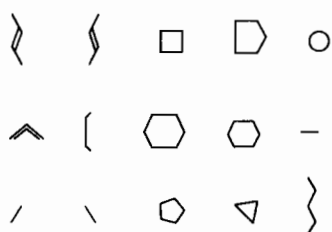


Molecular Structures

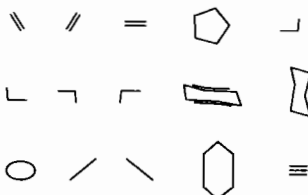
This category contains symbols representing molecular structures. It is available in two forms: as a single picture and as two template sets.

If you want to use it as a single picture, get the picture (P4molstr.gal) or add it to an existing picture on the drawing board. Then move or copy the symbols you want to use into the appropriate configuration and delete the unneeded symbols.

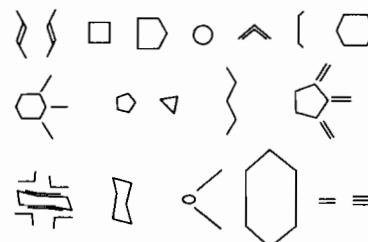
If you want to use it as two template sets, copy the template files—molstr1.tpt and molstr2.tpt—from the \template subdirectory to your Drawing Gallery work disc. Then you can select these symbols from the Shape menu along with the other template sets. Do not place more than eight template sets (including the original basic.tpt) on your Drawing Gallery work disc at one time.



molstr1.tpt



molstr2.tpt



P4molstr

Mathematical Characters

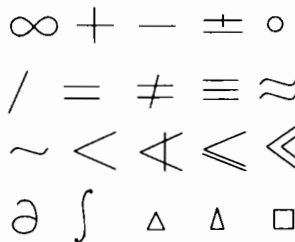
This category contains mathematical characters. It is available in two forms: as a single picture and as two template sets.

If you want to use it as a single picture, get the picture (P4math.gal) or add it to an existing picture on the drawing board. Then move or copy the symbols you want to use and delete the unneeded symbols.

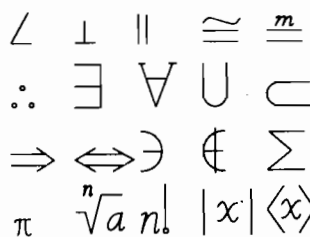
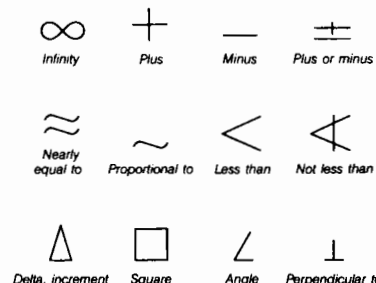
If you want to use it as two template sets, copy the template files—math1.tpt and math2.tpt—from the \template subdirectory to your Drawing Gallery work disc. Then you can select these symbols from the Shape menu along with the other template sets. Do not place more than eight template sets (including the original basic.tpt) on your Drawing Gallery work disc at one time.

Using the Edit menu, you can also Enlarge/Reduce some of these symbols, flipping them over to produce related, mirror-image symbols:

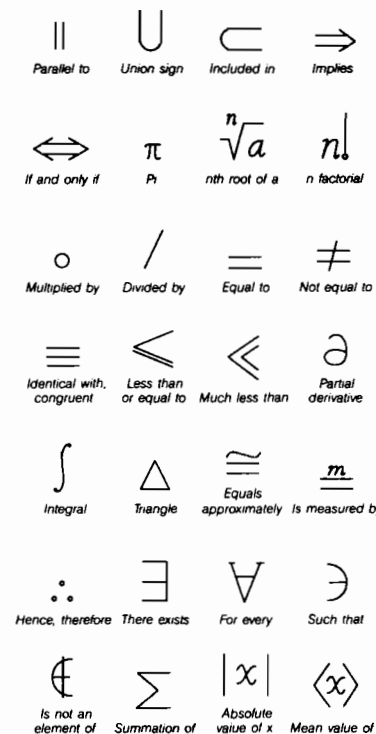
Original symbol	Mirror-image symbol
Less than	Greater than
Not less than	Not greater than
Less than or equal to	Greater than or equal to
Much less than	Much greater than
Union sign	Intersection sign
Included in	Contains
Such that	Is an element of
Delta, increment	Nabla, del



math1.tpt



math2.tpt



P4math

Greek Letters

This category contains the Greek alphabet, both uppercase and lowercase letters. It is available in two forms: as a single picture and as three template sets.

If you want to use it as a single picture, get the picture (P4greek.gel) or add it to an existing picture on the drawing board. Then place the letters you want to use and delete the unneeded letters. As with the other picture files containing multiple symbols, you can move, enlarge, and stretch any of the symbols.

If you want to use it as three template sets, copy the template files—greek1.tpt, greek2.tpt, and greek3.tpt—from the \template subdirectory to your Drawing Gallery work disc. Then you can select these letters from the Shape menu along with the other template sets. Do not place more than eight template sets (including the original basic.tpt) on your Drawing Gallery work disc at one time.

A B Γ Δ E
Z H Θ I K
Λ M N Ξ O
Π P Σ T Y

greek1.tpt

Φ X Ψ Ω α
β γ δ ε ζ
η θ ι κ λ
μ ν ξ ο π


greek2.tpt

ρ σ τ υ φ
χ ψ ω

greek3.tpt

Aα Bβ Γγ Δδ Eε Ζζ
Hη Θθ Ιι Κκ Λλ Μμ
Nν Ξξ Οο Ππ Ρρ Σσ
Ττ Υυ Φφ Χχ Ψψ Ωω

P4greek



Business Management Portfolio

Part No. 68326 F

Included with the Gallery Collection

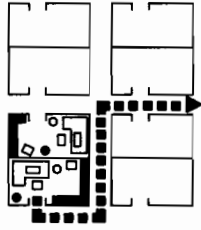
Business Functions

The pictures in this section of the catalog are grouped by business functions, and the functions are listed in alphabetical order.


Facilities You can enhance your facilities-planning and management presentations quickly and easily with these icons and illustrations.



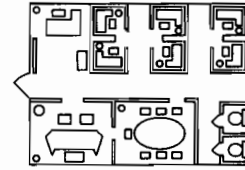
P2fac01
Fire Escape




P2fac02
Evacuation Route



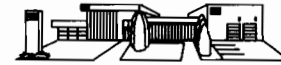
P2fac03
Heat



P2fac04
Floorplan

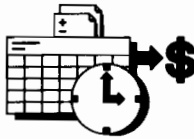


P2fac05
Power



P2fac06
Grounds


Finance Add interest and visual impact to your financial presentations with these pictures.



P2fin01
Operations



P2fin02
Cost of Goods



P2fin06
Data Processing



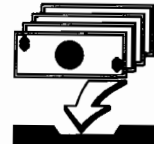
P2fin07
Bad Debts



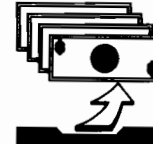
P2fin03
Savings



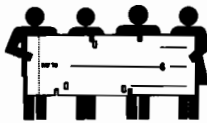
P2fin04
Credit



P2fin08
Accounts Receivable



P2fin09
Accounts Payable



P2fin11
Payroll



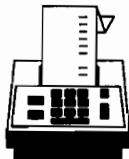
P2fin12
Royalties



P2fin13
Targeting



P2fin14
Taxes




P2fin10
Accounting



P2fin05
Forecasting

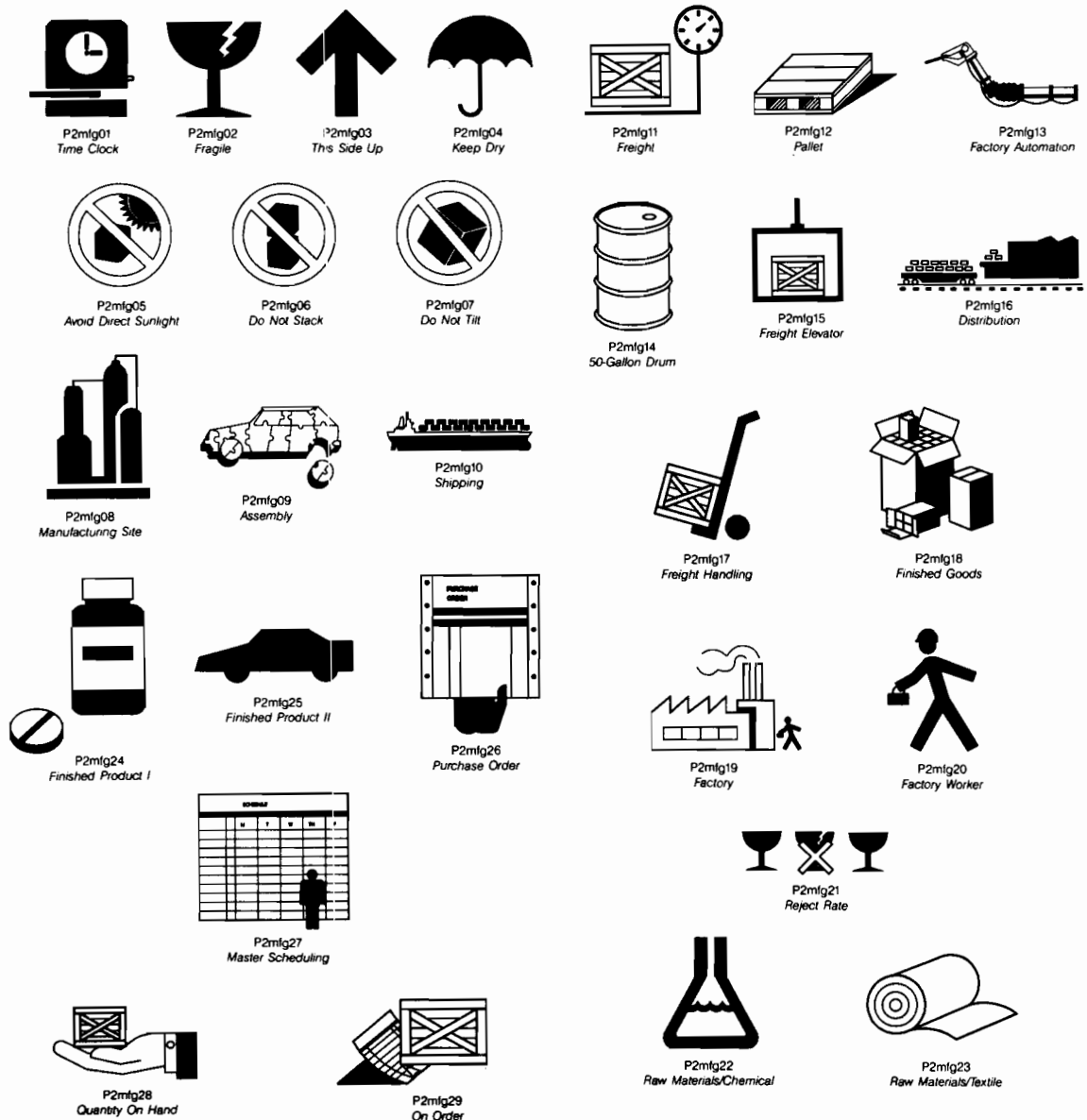
Government

You can use these pictures of government activities and political party symbols as is, or change their texture and use them in other ways. You can use the import/export map as an icon or as part of a diagram of trade information.



Manufacturing

These pictures represent raw materials, manufacturing, and stock-handling activities, and include carton-labeling icons. Use them to enhance your manufacturing reports and presentations.




Manufacturing (cont'd.)



P2mfg30
Oil Well



P2mfg31
Raw Materials/Lumber



P2mfg32
Stock



P2mfg33
Raw Materials/Steel




P2mfg34
Product Design



P2mfg35
Inventory

Marketing

These pictures can be used to visually communicate your ideas and strategies in marketing presentations.



P2mktg01
Competition



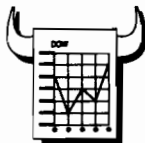
P2mktg02
Strategy



P2mktg06
Advertising




P2mktg07
Telemarketing



P2mktg03
Stock Market




P2mktg04
World-Wide Trends



P2mktg05
Organization



P2mktg08
Customer Support



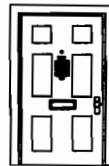
P2mktg09
Trends



P2mktg11
Product Distribution



P2mktg12
Trade Show Demo



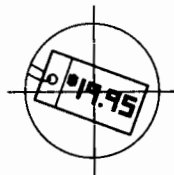
P2mktg13
Opportunity



P2mktg10
Negotiations



P2mktg14
Leadership

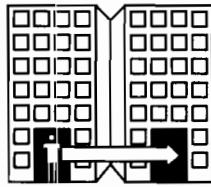


P2mktg15
Pricing

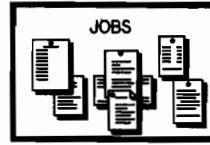
Personnel Add these illustrations and symbols to your drawings to help communicate your personnel information and programs.



P2per01
Salary



P2per02
Employee Transfer



P2per03
Job Posting



P2per04
Staff Meeting



P2per05
Resume



P2per06
Employee Evaluation



P2per07
Dental Benefits




P2per08
Vision Care Benefits



P2per09
Medical Benefits



P2per10
Maternity Benefits



P2per11
Equal Opportunity



P2per12
Want Ad

Quality Assurance Use these pictures to represent activities and conditions of quality assurance.



P2qual01
Stamp of Approval



P2qual02
Neat Files



P2qual03
Sloppy Files



P2qual04
Audit Checklist



P2qual05
Assembly Line



P2qual06
OK

Research and Development

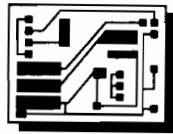
You can use these pictures to enhance presentations on laboratory, chemical, molecular, biological, computer research, and space exploration.




P2rnd01
Space Exploration



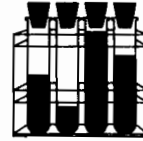
P2rnd02
Microscope



P2rnd03
Circuit Board



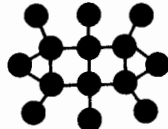
P2rnd07
Oil Rig



P2rnd08
Test Tubes



P2rnd04
Lab Coat



P2rnd05
Molecular Diagram



P2rnd06
Satellite Dish



P2rnd09
Space Shuttle



P2rnd10
Petri Dish



P2rnd11
Telescope

Sales

Use these pictures to add interest to your sales presentations.



P2s01
Sales Promotion



P2s02
Achievement



P2s05
Travel



P2s06
Thumbs Up



P2s07
Thumbs Down



P2s03
Sales Executive




P2s04
Beating the Competition



P2s08
Currency



P2s09
Hard Sell



P2s10
Soft Sell



P2s11
Price Slasher



P2s12
Payment



P2s14
Award/Recognition



P2s15
Closing the Deal

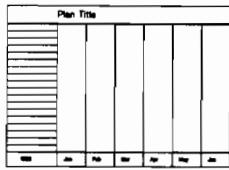


P2s13
Commissions

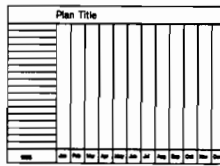
General

The picture files in this section consist of charts, generic forms, icons, and the OSHA symbols.

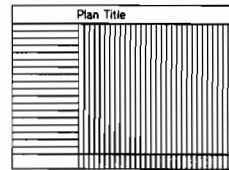
Charts Add text to these charts and use them to organize and present your data.



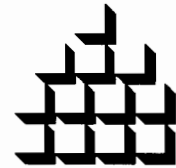
P2chr01



P2chr02



P2chr03



P2chr04

Icons You can use icons for quick visual communication of a subject area, concept, or idea.



P2icon01
Project Management



P2icon02
Administration



P2icon03
Manufacturing



P2icon04
Research and Development



P2icon05
Shipping and Receiving



P2icon06
Government



P2icon07
Sales



P2icon08
Personnel



P2icon09
Marketing



P2icon10
Quality Assurance



P2icon11
Finance



OSHA Symbols

The Occupational Safety and Health Administration has developed a visual information system to maintain health and safety in the workplace.



P2osha01



P2osha02



P2osha03



P2osha04



P2osha17



P2osha18



P2osha19



P2osha05



P2osha06



P2osha07



P2osha08



P2osha20



P2osha21



P2osha22



P2osha09



P2osha10



P2osha11



P2osha12



P2osha23



P2osha24



P2osha25



P2osha13



P2osha14



P2osha15



P2osha16



P2osha26



P2osha27



P2osha28



P2osha29

Forms You can customize these forms to suit the needs of your department.

P2form01

P2form02

P2form03

Maps

You can add text and symbols to these worldwide and U.S. state maps to enhance any marketing, regional management, or global-planning presentation.

Countries and Regions of the World



P2map01 USA

You can add text and symbols to this version of the USA map, however, individual states are not editable.

P2map09 USA

On this version of the USA map, states can be grouped into regions or individually edited for added emphasis.



P2map02
Canada



P2map03
Africa



P2map04
Europe



P2map05
USSR



P2map06
Near and Middle East



P2map07
Far East



P2map08
North and South America

Individual U.S. States

Add text, texture, or illustrations to enhance these maps for presentations.




P2map_AL
Alabama



P2map_AK
Alaska



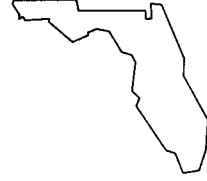
P2map_AZ
Arizona



P2map_CT
Connecticut



P2map_DE
Delaware



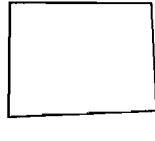
P2map_FL
Florida



P2map_AR
Arkansas



P2map_CA
California



P2map_CO
Colorado



P2map_GA
Georgia



P2map_HI
Hawaii



P2map_ID
Idaho



P2map_IL
Illinois



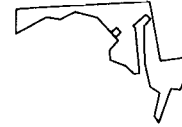
P2map_IN
Indiana



P2map_IA
Iowa



P2map_ME
Maine



P2map_MD
Maryland
District of Columbia



P2map_MA
Massachusetts



P2map_KS
Kansas



P2map_KY
Kentucky



P2map_LA
Louisiana



P2map_MI
Michigan



P2map_MN
Minnesota



P2map_MS
Mississippi



P2map_MO
Missouri



P2map_MT
Montana



P2map_NE
Nebraska



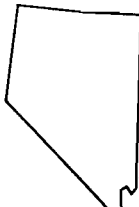
P2map_NM
New Mexico



P2map_NY
New York



P2map_NC
North Carolina




P2map_NV
Nevada



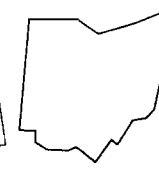
P2map_NH
New Hampshire



P2map_NJ
New Jersey



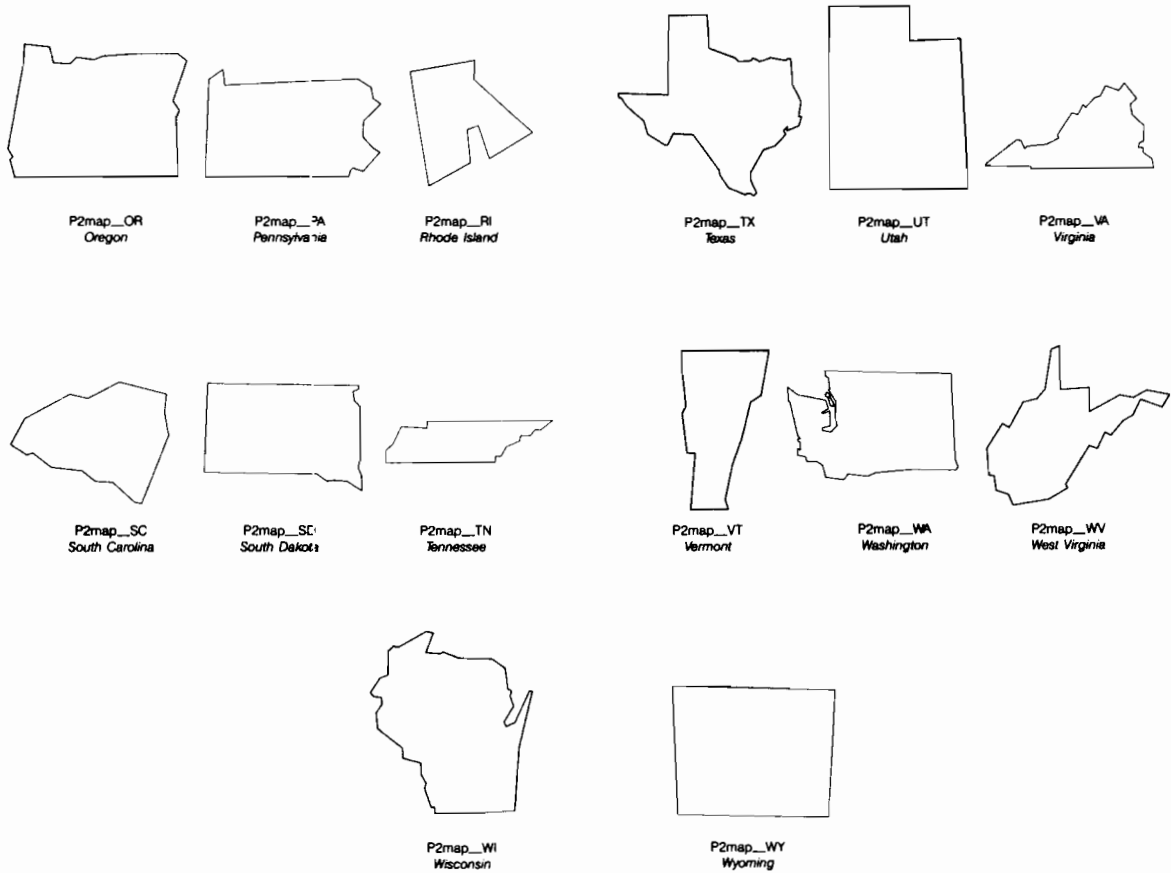
P2map_ND
North Dakota



P2map_OH
Ohio

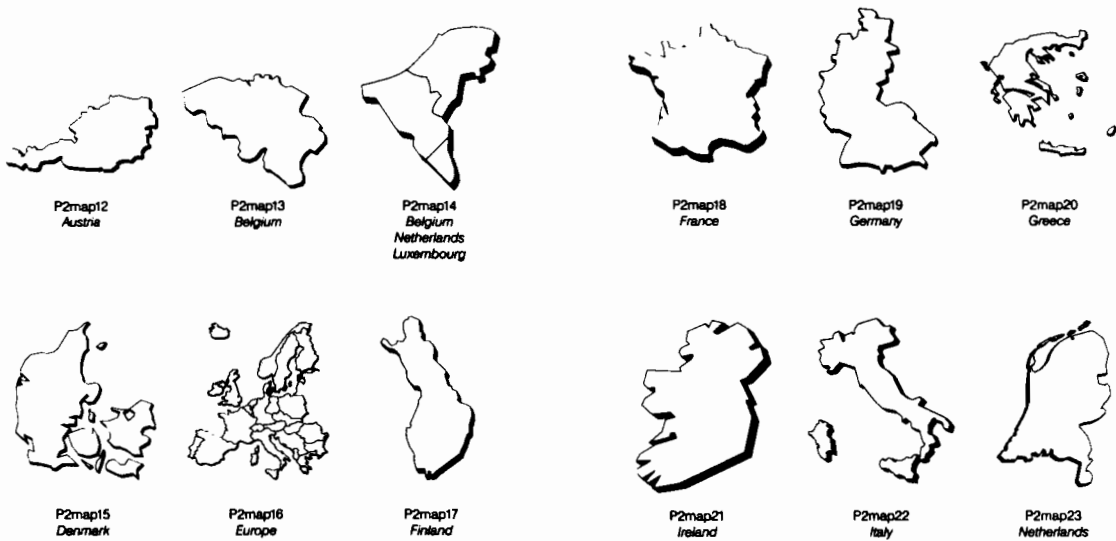


P2map_OK
Oklahoma



European Countries

All the maps in this section were developed exclusively by Hewlett-Packard Company.





P2map24
Norway



P2map25
Scandinavia



P2map26
Spain



P2map30
Western Europe



P2map31
Austria



P2map32
Belgium



P2map27
Sweden



P2map28
Switzerland



P2map29
United Kingdom



P2map33
Belgium
Netherlands
Luxembourg



P2map34
Denmark



P2map35
Europe



P2map42
Netherlands



P2map43
Norway



P2map44
Scandinavia



P2map36
Finland



P2map37
France



P2map38
Germany



P2map45
Spain



P2map46
Sweden



P2map47
Switzerland



P2map39
Greece



P2map40
Ireland



P2map41
Italy



P2map49
United Kingdom



P2map49
Western Europe

**European
Pictures**

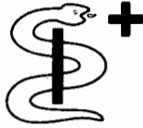
All the pictures in this section were developed exclusively
by Hewlett-Packard Company for European audiences.



P2euro07
Shield of Meirnoe



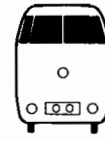
P2euro08
Shield of Stockholm



P2euro09
Medicine



P2euro01
Church



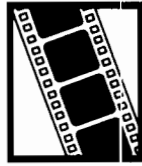
P2euro02
Train



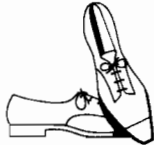
P2euro03
Jet



P2euro10
Tuna



P2euro11
Movie



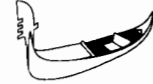
P2euro12
Shoes



P2euro04
Automobile



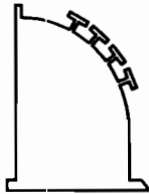
P2euro05
Scooter



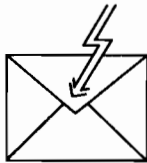
P2euro06
Gondola



P2euro13
Suit



P2euro14
Cash Register



P2euro15
Telex



P2euro16
Mcia Antonina



HP Draw Figures Portfolio

Part No. 68327 F

Animals



ANTS



BUG1



BUTRFLY1



EAGLE2



EAGLE3



ELEPHANT



BUTRFLY2



BUTRFLY3



CAT1



ELEPHAN1



FISH1



FISH2



CAT2



CAT3



CAT4



HORSE




HORSE1



MONKEY



CHICKEN



COW



COW1



MOOSE



OWL1



OWL2



DEER



DINOSAR1



DINOSAR2



PARROT



PIG1



PIG2



DINOSAR3



DINOSAR4



DOG1



PIG3



RABBIT



SEAGULLS



DOG2



DOG3



DOG4



SHEEP



DONKEY

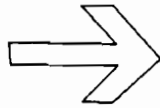


DONKEY1

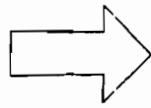


EAGLE1

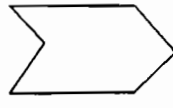
Arrows



ARROW1



ARROW2



ARROW3



ARROW25



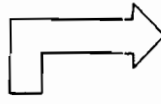
ARROW26



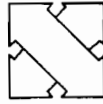
ARROW27



ARROW4



ARROW5



ARROW6



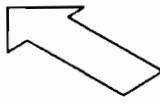
ARROW28



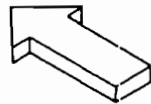
ARROW29



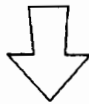
ARROW30



ARROW7



ARROW8



ARROW9



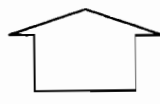
ARROW31



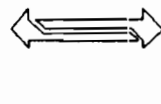
ARROW32



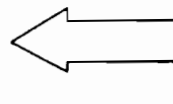
ARROW33



ARROW10



ARROW11



ARROW12



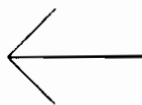
ARROW34




ARROW35



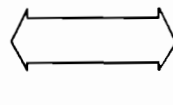
ARROW36



ARROW13



ARROW14



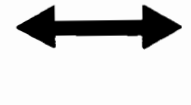
ARROW15



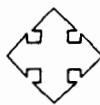
ARROW37



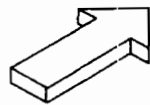
ARROW38



ARROW39



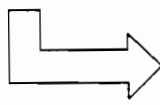
ARROW16



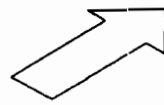
ARROW17



ARROW18



ARROW19



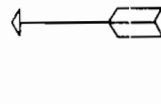
ARROW20



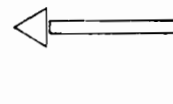
ARROW21



ARROW22




ARROW23




ARROW24

Borders



BORDER1



BORDER2



BORDER3



BORDER13



BORDER14




BORDER15



BORDER4



BORDER5



BORDER6




BORDER16



BORDER17



BANNER1




BORDER7



BORDER8



BORDER9



BANNER2




BANNER3



BANNER4



BORDER10



BORDER11



BORDER12

Buildings



BIGBEN



CHURCH



CITY



GOV4



GOV5



GOV6



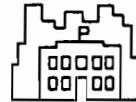
CITY1



CONST



FACTORY



GOV7



HOSPITAL



HOUSE



FACTORY1



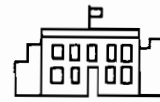
FACTORY2



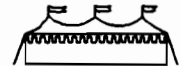
FARM



REFINERY



SCHOOL



TENT



GOV1



GOV2




GOV3



WINDMILL

Cartoons



BLUERIB



BUG



BUZZARDS



OFFICE8



OFFICE9



OFFICE10



CHARGE




CHICK



CONFUSED



OFFICE11



ROBOT



SPACESHIP




DIVER



FIST



HANDSHAK



SPLASH



WIZARD



WRAPUP




HELP1



HELP2



LITTLEMN



MEETING



NEW



NOTICE1



NOTICE2



NOTURKEY



OFFICE1



OFFICE2



OFFICE3



OFFICE4



OFFICE5



OFFICE6



OFFICE7

Devices



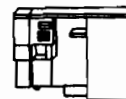
CAMERA




COMPUTR1



CONSOLE



HP2680




HP2683



HP2687



COPIER1



COPIER2



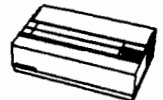
DATAAP1



HP2688



HP2703



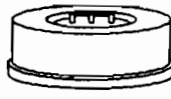
HP2932A



DATAAP2



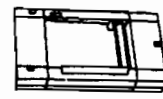
DISCDRIV



DISCPACK




HP32E



HP7220




HP7245



FLOPPY



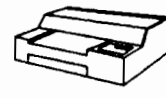
HP1000



HP11C



HP7470



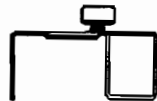
HP7550



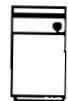
HP7580



HP150



HP250



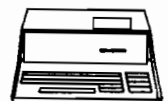
HP250CPU



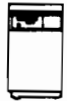
HP7974A



HP7978A



HP85



HP250DIS



HP2563



HP2565



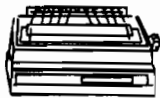
HP86



HP9000



HP9111A



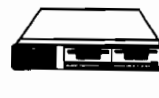
HP2601



HP2608



HP2619



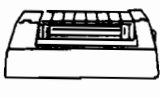
HP9121



HP9144A



HP97



HP2631



HP2671



HP2673A



HP9872



HP9874



LASERJET



MICRODSC



OVERHEAD



PC1



TERM6



TERM7



TERM8



PC2



PC3



PC4



TERM9



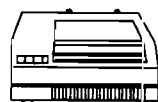
TERM10



TERM11



PORTABLE



PRINTER



SATLDISH




TERM12



TERM13



THINKJET



SERIES33



SERIES37



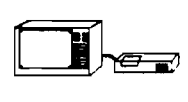
SERIES40



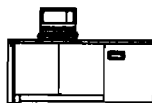
TV



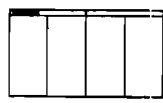
TVCAMERA



VCR



SERIES44



SERIES64



SIII



SIIISYS



SLIDPROJ



STOPWATC



TAPEDRIV



TERM1



TERM2



TERM3



TERM4



TERM5

Flowcharts

AUXILRY	COMMLINK	COMPUTER	MULTIPLX	OFFPAGE	ONLINE
CONNECT	CRTDISPL	DATACESS	PAPERTAP	PBX	POWRTERM
DECISION	DISPLAY	DOCUMENT	PREDEFPR	PROCESS	PUNCHCRD
EARTHSTA	EXTRACT	FRONTEND	RMTBATCH	ROTSWICH	SATELITE
INPUT	INTERUPT	INVMULTI	SORT	TELEPHON	TELEPTR
KEYING	LINESHAR	MAGTAPE	TRANSMIT	WORDPROC	
MANINPUT	MANUAL	MERGE			
MICROLNK	MODEM	MULMODEM			

Holidays



BELLS



CUPID



EASTER



PYRAMID



SANTA1



SANTA2



GHOST



GIFT



GRADUATE



SPHINX



STATLIB



TURKEY1



HEART



JACKOLA



JACKOLA1



UNCLESAM



VALENTIN



WITCH



JULY4TH



LIBBELL1



LIBBELL2



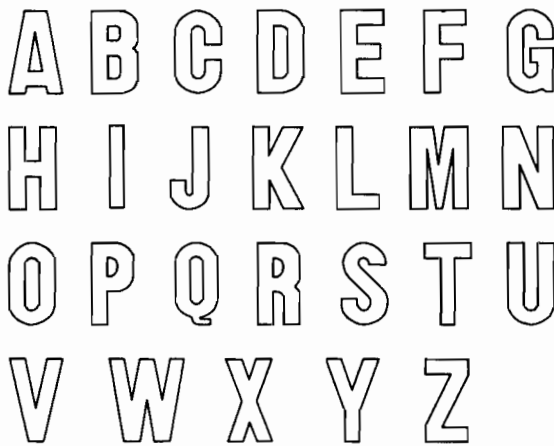
XMASTRE1




XMASTRE2

Letters

Each of the pictures in this category contains several characters: letters, numerals, and other symbols. To use only some of the characters in a Letter picture, get the picture, then place the characters you want and delete the unneeded ones. If you are adding characters to an existing picture, add the Letter picture to an unused part of the drawing board; then when you place some characters and delete others, your existing picture will not be disturbed.



LETTERS1



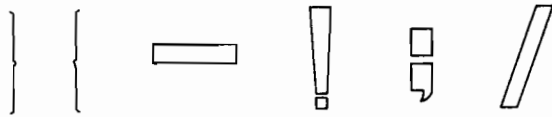
LETTERS2

Letters (cont.)



LETTERS3

LETTERS5



LETTERS4

Logos



INDLOGO

Maps

AFGHANIS
AFRICA
ALABAMA
ALASKA
ALBERTA
ARIZONA
ARKANSAS
ASIA
AUSTRAL
AUSTRIA
BELGIUM
BRITCOL
BULGARIA
BURMA
CALIF
CALIF1
CAMBODIA
CHINA
COLORADO
CONN
CZECH
DELAWARE
EGERMANY
ENGLAND

EUROPE
EUROPE1
FINLAND
FLORIDA
FRANCE
GEORGIA
GREECE
HAWAII
HUNGARY
IDAHO
ILLINOIS
INDIA
INDIANA
IOWA
IRELAND
ISRAEL
ITALY
JAPAN
KANSAS
KENTUCKY
LAOS
LOUISIAN
MAINE
MANITOBA

MARYLAND
MASS
MICHIGAN
MINN
MISS
MISSOURI
MONTANA
NAMERICA
NBRUNSWI
NCAROLIN
NDAKOTA
NEBRASKA
NETHERLA
NEVADA
NEWFOUND
NEWHAMP
NEWYORK
NEWYORK1
NJERSEY
NKOREA
NMEXICO
NORWAY
NOVASCOT
NWEST

NZEALAND
OHIO
OKLAHOMA
ONTARIO
OREGON
PAKISTAN
PENN
PHILIPPI
POLAND
PORTUGAL
QUEBEC
RHODEIS
ROMANIA
SAMERICA
SASKATCH

SAUDI
SCAROLIN
SCOTLAND
SDAKOTA
SKOREA
SPAIN
SWEDEN
SWITZ
SYRIA
TENN
TEXAS
TEXAS1
THAILAND
TURKEY

USA
USASTATE
USSR
UTAH
VERMONT
VIETNAM
VIRGINIA
WASH
WESTHEMI
WGERMANY
WISCON
WVIRG
WYOMING
YUGOSLAV


Office



AIRMAIL1



AIRMAIL2



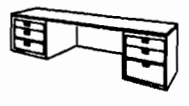
BINDER



COMPASS



CURRENCY




DESK



BOOK



BOOKS



BRIEFCAS



DESK1



DIRECT1



DIRECT2



BRIGHTID



CENTSIGN



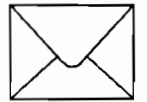
CHAIR1



DIRMAIL



DOLLAR



ENVELOPE



CHAIR2



CHAIR3



CHAIR4



ENVELOP1



EYEGLASS



FILECAB



CHAIR5



CHAIR6



CHART1



FLIPCHRT



FOLDER



FORMLET



CHART2



CHART3



CHART4



GLOBE



INBASKET



INOUT

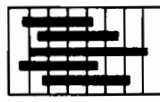


CHART5



CHART6



CLIPBRD



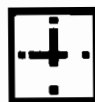
JUSTICE



MAILBOX



MANUALS



CLOCK1



COFFEE



COINS



MODEM1

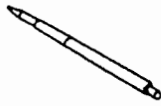


MONEY



MONEYBAG

Office (cont.)



PENCIL1



PENCIL2



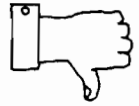
PEOPLE



TELE3



TELE4



THUMBSDN



SALES



SCISSORS



SCROLL



THUMBSUP



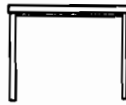
TSQUARE



STAPLER



STATS



TABLE



TAPE



TELE1



TELE2

People



ARTIST



BABY



BASEBALL



FIGURE5




FIGURE6



FIGURE7



BASKETBL



BICYCLE



BOXING



FIREMAN



FOOTBALL



GROUP




FENCING



FIGURE1



FIGURE2



GYMNAST



HOCKEY



ILUSTRAT



FIGURE3



FIGURE4



LIBRARY



MAILMAN



MAN1

People (cont.)



MAN2



MAN3



MAN4



WOMAN5



WOMAN6



WOMAN7



MAN5



MAN6



MAN7



WOMAN8



WOMAN9



WOMAN10



MAN8



MAN9



MAN10



WRESTLE



MEETING1



NEWSMAN



NURSE1



NURSE2



POLICE1



POLICE2




SECTY




SKIING



SOCCER



SWIMMING



WEIGHTS



WOMAN1



WOMAN2



WOMAN3



WOMAN4

Plants



CLOVER



FLOWER1



FLOWER2



PINE



PLANT1



PLANT2



FLOWERS



FOLIAGE1



FOLIAGE2



PLANT3



PLANT4



PLANT5



FOLIAGE3



FOLIAGE4



FOLIAGE5



SUNFLOWR



TREE1



TREE2



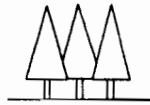
FOLIAGE6



MAPLE



PALM




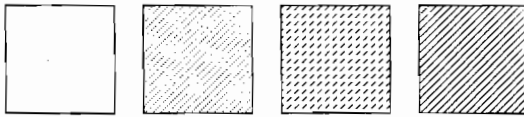
TREE3




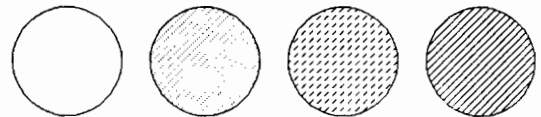
TREE4

Polygons

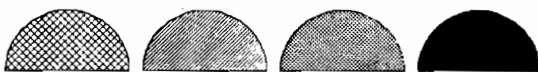
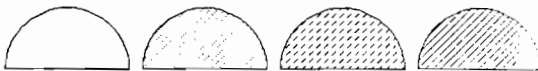
Each of the pictures in this category contains several copies of the same shape, with various texture patterns filling them. To use only some of the shapes in a Polygon picture, get the picture, then place the shapes you want and delete the unneeded ones. If you are adding shapes to an existing picture, add the Polygon picture to an unused part of the drawing board; then when you place some shapes and delete others, your existing picture will not be disturbed.




BOX



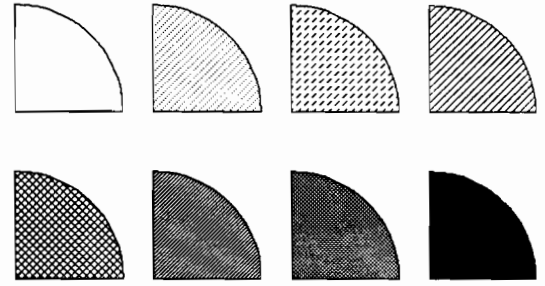
CIRCLE



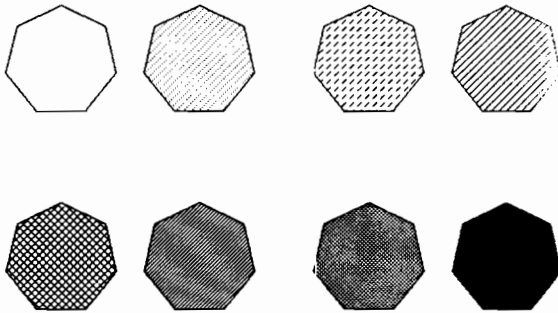
HALFCIRC




DECAGON



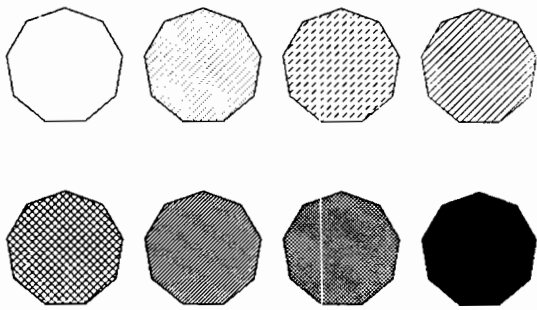
QTRCIRC




HEPTAGON



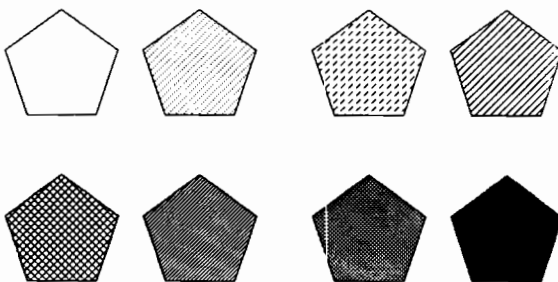
HEXAGON



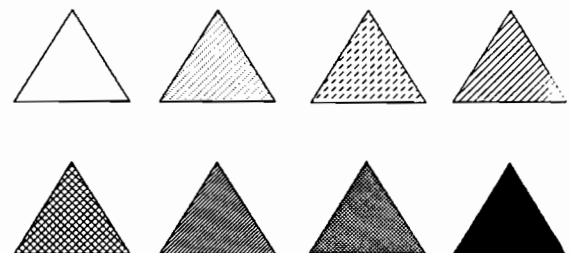
NONAGON



OCTAGON



PENTAGON

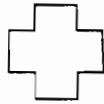


TRIANGLE

Shapes



BUDDHA



CROSS



CROSS1



RHOMBOID



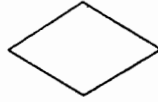
STAR1



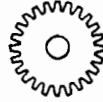
STAR2




CUBE



DIAMOND



GEAR



STAR3



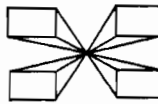
STAR4



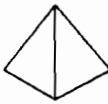
STAR5



ISLAM



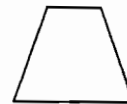
MODULE



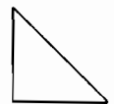
PYRAMID1



STAR6



TRAPZOID



TRIANGL1

Signs



AIRPORT



CAPITAL



CHEM1



GASPUMP



GENETIC



H2OFOUNT



CHEM2



CHILDREN



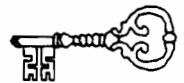
DIPLOMA



HIGHWAY



KEEPDRY



KEY1



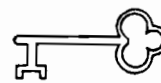
DONTENTR



EXIT



FIREEXT




KEY2



LAMP



LOCK



FIRSTAID



FOOD



FRAGILE



MEDICINE

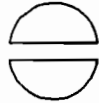


NARROW



NODOGS

Signs (cont.)



NOENTRY



NOPARK



NOPEDES



SKULL



SMOKING



STOP



NOSMOKE



NUCLEAR



OILRIG



THISWAUP



TWOWAY



WAREHOUS



PARKING



PROHIBIT



REDCROSS



WIP



WORLD




YIELD



RX



SERVSTAT



SIGNAL

Social



APPLE



BALLOONS



BARBEQUE



GLASS



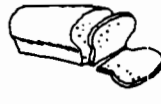
GRAPES



HAMBURGR



BEER



BREAD



CHEESE



HOTDOG



KNIFEFRK



PICNIC



CHERRY



COFFEECP



FIRE



PIE



STRAWBER



WINE

Vehicles



AIRPLAN1



AIRPLAN2



AIRPLAN3



SHUTTLE



STEAMSH




TAXI1



AIRPLAN4



AUTO1



AUTO2



TAXI2



TRACTOR



TRAIN



AUTO3



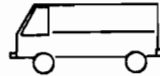
AUTO4



AUTO5



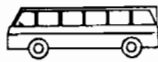
TRUCK1



TRUCK2



TRUCK3



BUS



BUS1



CAMPER



TRUCK4



TRUCK5



TRUCK6



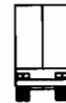
CARGOSH



CLIPPER



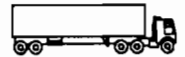
FORKLIFT



TRUCK7



TRUCK8



TRUCK9



HELICOPT



JEEP



JET



VAN



VAN1



JET1



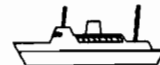
RRENGINE



RRCAR



SAILBOAT



SHIP



SHIP2

Weather



AUTUMN



CLOUD



LIGHT1



SEASONS



SNOWFLAK



SUN



LIGHT2



RAIN1



RAIN2



SUNRAIN



WIND



Ordering Information

Call 800-367-4772 for the dealer or HP Sales Office nearest you.

- Office Activities Portfolio
Part No. 68324 F
- Chemical/Petrochemical Portfolio
Part No. 68325 F
- Business Management Portfolio
Part No. 68326 F
- HP Draw Figures Portfolio
Part No. 68327 F



**HEWLETT
PACKARD**

3410 Central Expressway
Santa Clara, CA 95051

POSTAGE
HERE