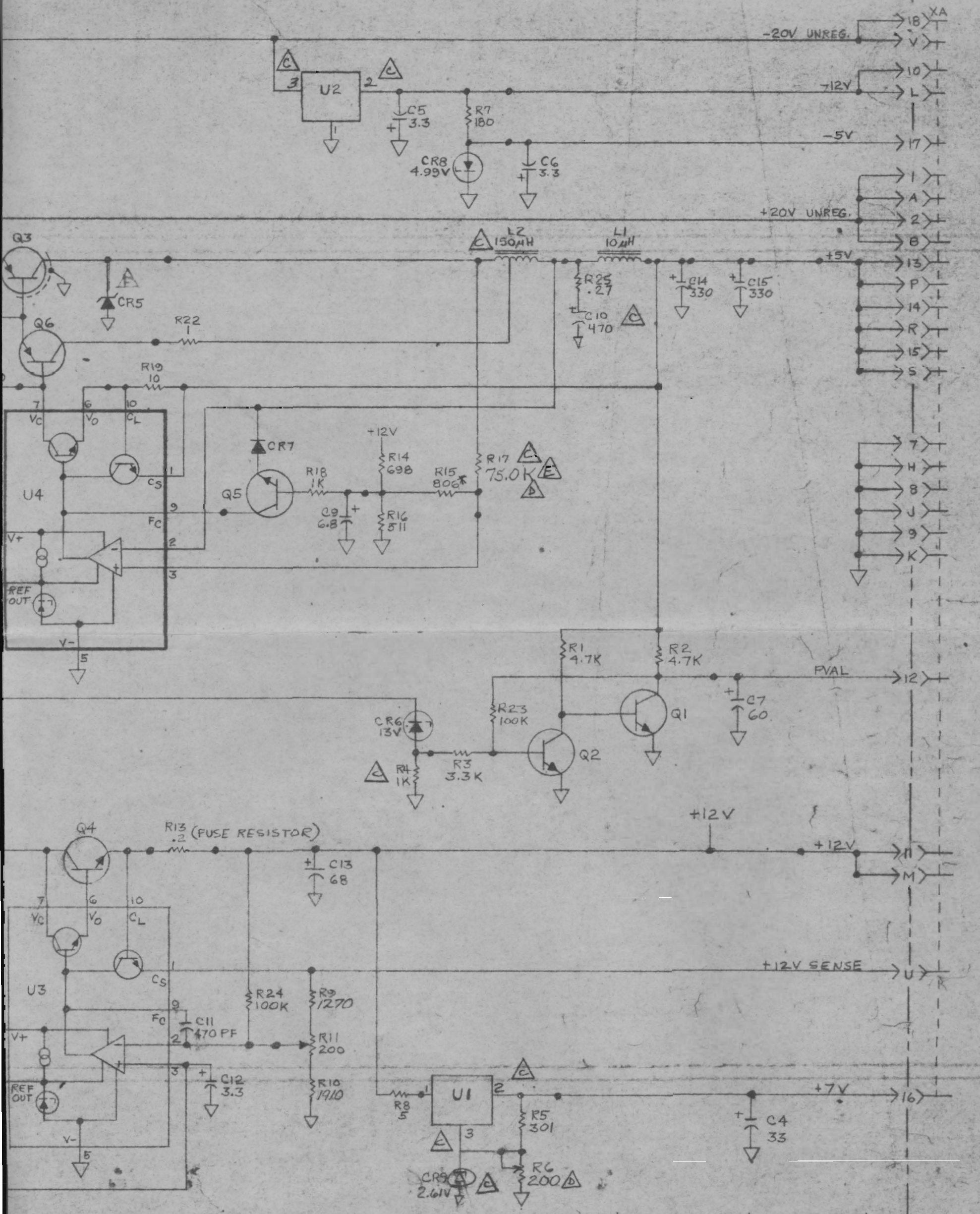


1	2	3	4	5	6	7	8	9	10	11	12	13	14	15
17	18	19	20	21	22	23	24	25	26	27	28	29	30	31
33	34	35	36	37	38	39	40	41	42	43	44	45	46	47
49	50	51	52	53	54	55	56	57	58	59	60	61	62	63
65	66	67	68	69	70	71	72	73	74	75	76	77	78	79
81	82	83	84	85	86	87	88	89	90	91	92	93	94	95

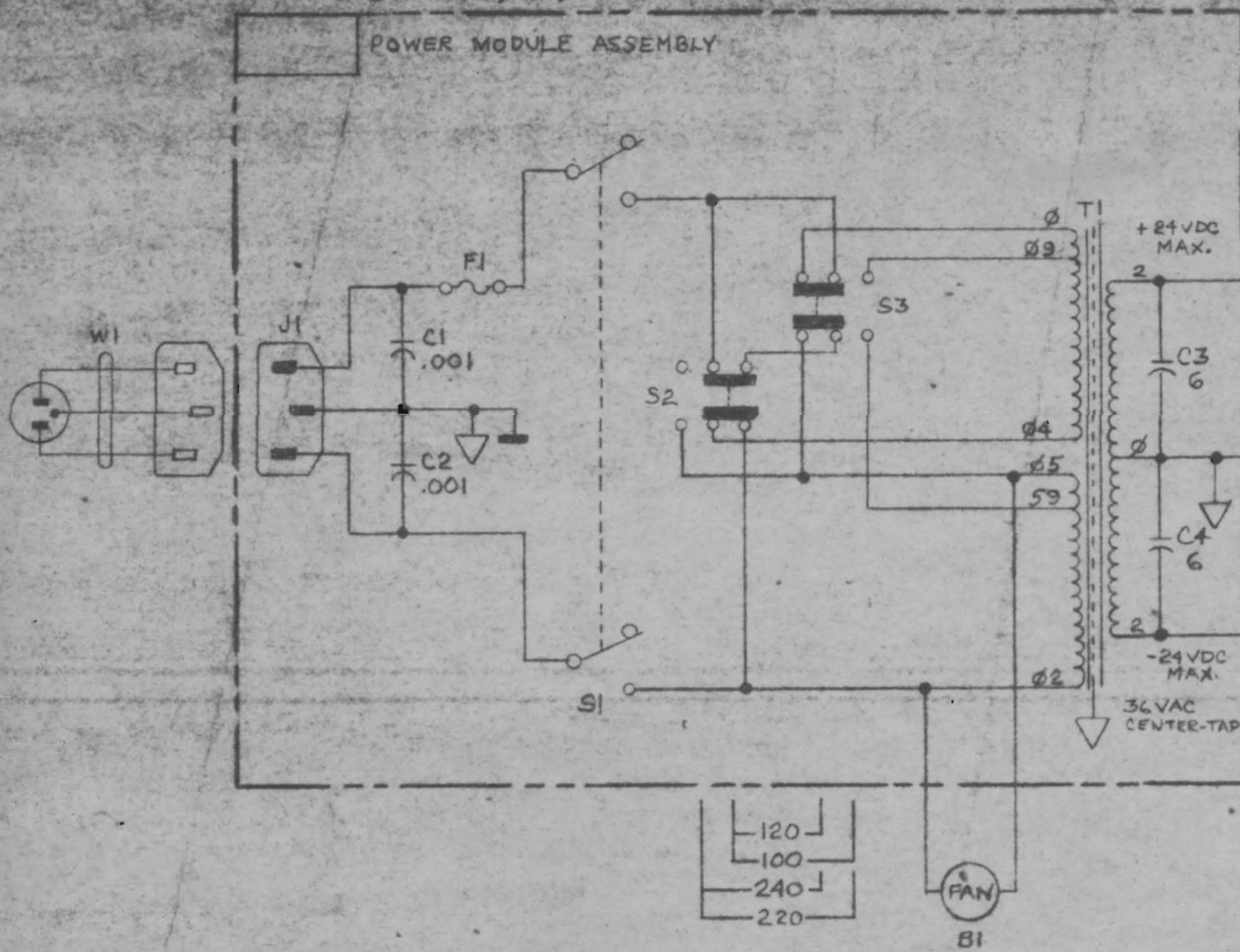
SYM	REVISIONS	APPROVED	DATE
C	REVISED & REDRAWN		40-1269 12-10-70
D	R17 WAS 60.8; R6 WAS 82.5		40-1269 12-23-70
E	R17 WAS 61.9; ADDED *NOTE 140-1419		D/Huber 6-20-77
F	DELETES L4+L5; CHG CR5 TO SCOTTKEY/D10/40-1469		7-25-77



NOMINAL RESISTOR VALUE R VALUES TO BE USED		ITEM	QTY.	MATERIAL-DESCRIPTION	MAT'L-PART NO.	MAT'L-DWG. NO.	MAT'L-SPEC.
DO NOT SCALE THIS DRAWING UNLESS OTHERWISE SPECIFIED. DIMENSIONS ARE IN INCHES. TOLERANCES .XX ± .02 .XXX ± .005		DRAWN BY J. SHELLEY		DATE 12-10-76	9825A POWER SUPPLY		HEWLETT PACKARD
		ENGINEER F. GROSS		DATE 9-24-75			
		RELEASE TO PROD. Norma Lewis David		DATE 12-13-76	NEXT ASSEMBLY		PART NUMBER
		C-1 REV B		DATE 10-15-76			C-09825-90307-1

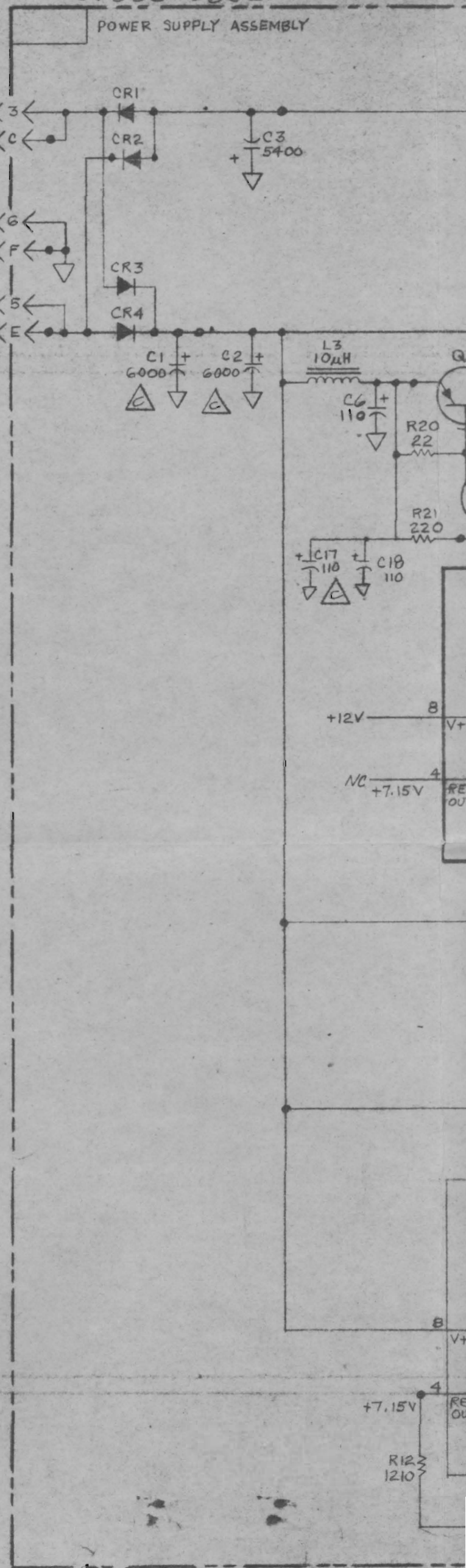
09825-67904

POWER MODULE ASSEMBLY



09825-66551

POWER SUPPLY ASSEMBLY



FOR REPAIR LINE ONLY

* INDICATES NOT USED, OTHER AS REQ'D.