


# HEWLETT-PACKARD



**HP 9145A**  
**Quick Reference**  
**Guide**

# HP 9145A

---

**Quick Reference Guide**

**Manuel Abrégé**

**Kurzbeschreibung**

**Breve Guida di Riferimento**

**Guia de Referencia Abreviada**

---



**HEWLETT  
PACKARD**



**Edition 1 July 1988**

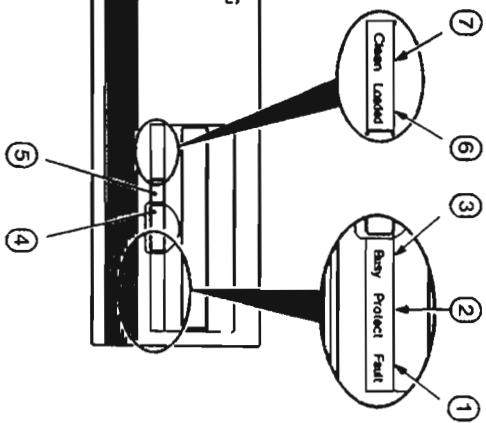
Part Number 09145-90004

**HP Computer Museum**  
**[www.hpmuseum.net](http://www.hpmuseum.net)**

**For research and education purposes only.**

# HP 9145A Quick Reference Guide

## Front Panel



### 1. Fault Light

When the Fault light is lit, there is a fault with the tape cartridge or the drive.

If the fault is in the cartridge, the Fault light will go out when you insert a different cartridge.

If the tape drive itself is faulty, the Fault light will remain lit when you change the cartridge. In this case, contact your Hewlett-Packard representative.

### 2. Protect Light

The Protect light is lit continuously when the cartridge in the tape drive is write-protected, or is not the correct type for the HP 9145A. In either case you can read data from the tape, but cannot write to the tape.

The Protect light flashes when the cartridge is nearing the end of its useful life. Copy the data onto a new tape and discard the old one.

### 3. Busy Light

The Busy light is lit when a tape is being loaded or unloaded and when the tape drive is processing data.

### 4. Eject Button

Press the Eject button to remove an unloaded tape cartridge from the tape drive.

### 5. Unload Button

Press the Unload button to unload the tape cartridge.

### 6. Loaded Light

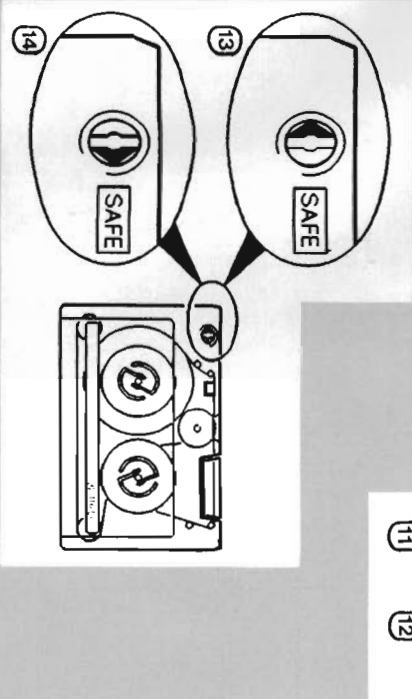
The Loaded light indicates whether a tape cartridge is loading, loaded or unloading.

When the Loaded light is flashing, the tape is either loading or being unloaded.

When a cartridge is loaded, the Loaded light is lit continuously.

### 7. Clean Light

When the Clean light is lit, you should use the cleaning cartridge.



## Rear Panel

### 8. Self-test Displays

### 9. HP-IB Connector

### 10. HP-IB Address Switch

### 11. Power Fuse

### 12. AC Line Connector

## Write-protecting a Tape Cartridge

### 13. Pointing away from SAFE

Write data and read data.

### 14. Pointing towards SAFE

Read data only.

