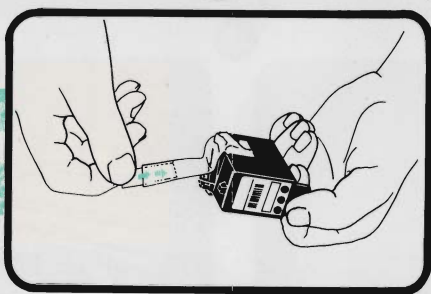


2



1

HP PaintWriter XL

HP PaintWriter

HP Paintlet XL

HP Paintlet

Here's how to order supplies:

In the U.S., to locate the authorized HP dealer nearest you, call 800-752-0900. Or to order from HP DIRECT for fast, same day shipments, call 800-538-8787.

Australia: (03) 895-2615, (03) 895-2861, (008) 339 861; Austria: (0222) 2500 350; Belgium/Luxembourg: (02) 761-31-11; Canada: 1 (800) 387-3154, Toronto: (671)-8383; Denmark: (8030)16-40; Finland: (90) 887 2361; France: (1)69 86 1725; Greece (01) 6726090; Iceland: (1) 67 10 00; Italy: (02)-95 301 532; Japan: 0120-09-1321; Middle East/South Africa: (41) 22-780.71.11; Norway: (02) 24-60-90; Spain:(91) 6370011, (91) 637 4013; Sweden: (08) 750 24 00, Switzerland: (057) 31 24 90/95/98; The Netherlands; 06-0501; UK: (0344) 369333; West Germany: 0130-3322.

Installing the Print Cartridge


Installation de la cartouche d'impression

Einsetzen der Druckpatrone

Collocazione della cartuccia di stampa

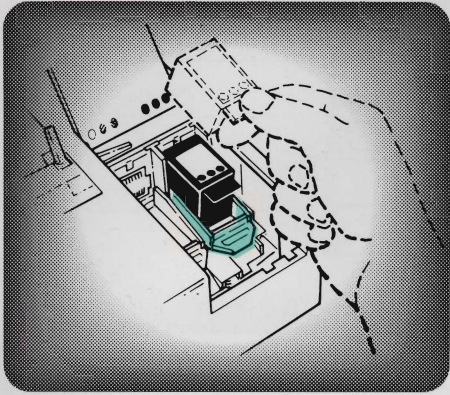
Instalación del cartucho de impresión

プリント・カートリッジの取り付け方。



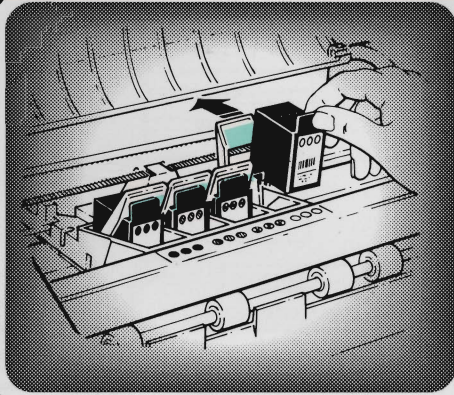
H

HP PaintJet
HP PaintWriter

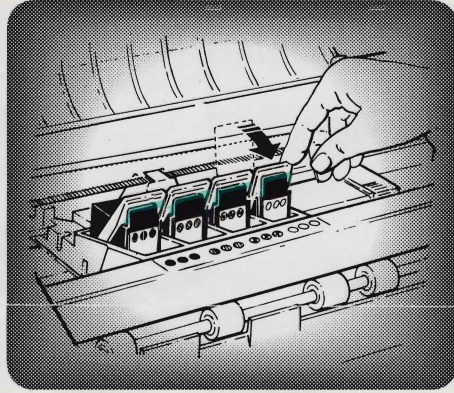
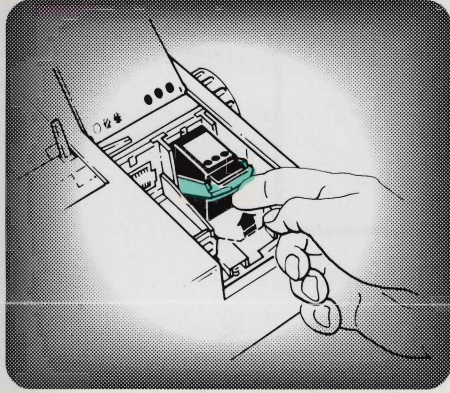


3

HP PaintJet XL
HP PaintWriter XL



4



i

Run the self-test as described on the help card.

- Führen Sie den auf der Hinweiskarte beschriebenen Selbsttest durch.
- Haga usted la auto demostración como se describe en el pequeño manual adjunto.

- Eseguite il test automatico come indicato nel cartellino d'istruzione.
- Faire le test automatique comme indiqué sur la carte de dépannage.
- 紙を設定して、使用説明書に従ってプリンター内蔵のセルフ・テストを実行して下さい。

5

